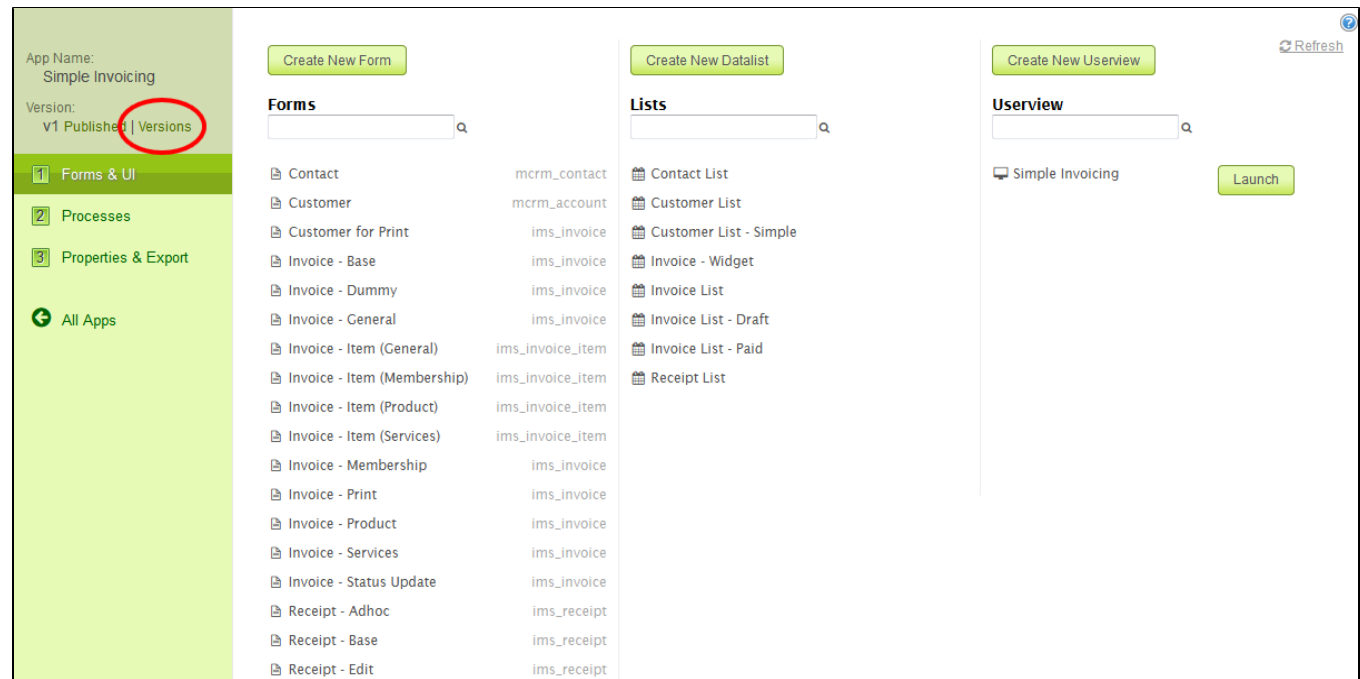


App Versioning and Publishing

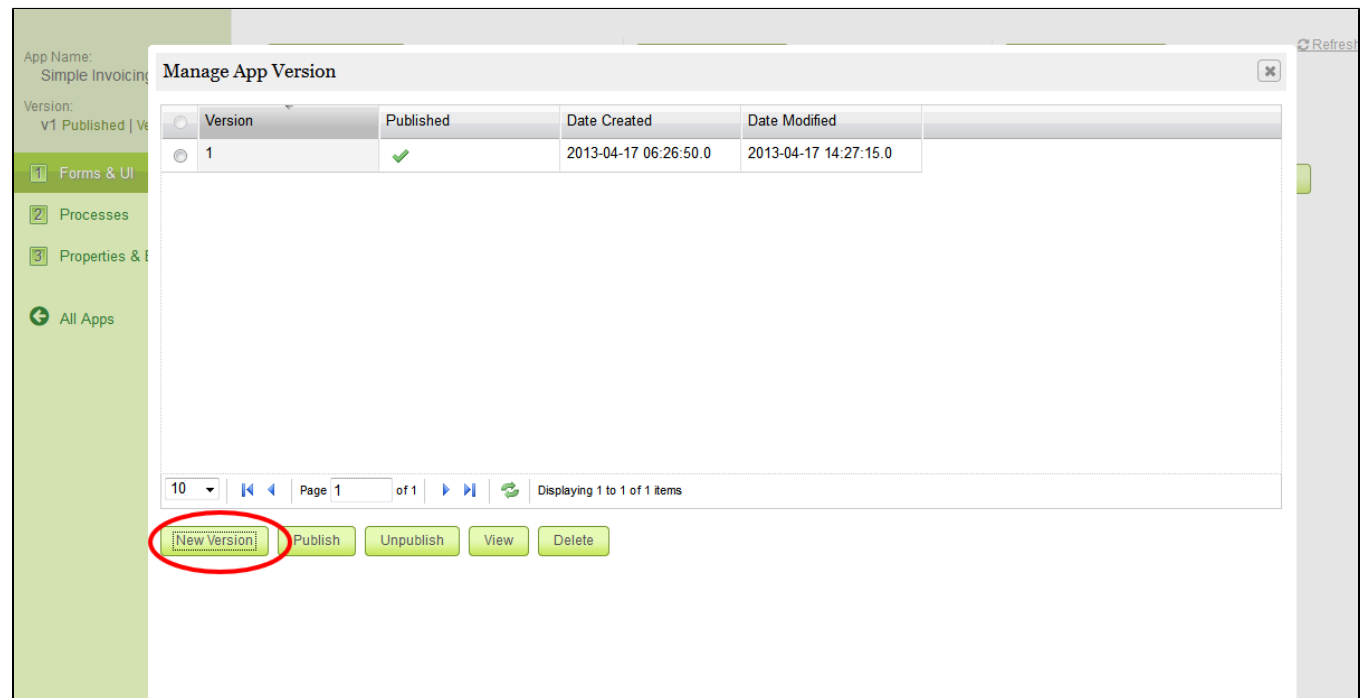
This article will explain how to create a new version of a Joget Workflow app and then published the new version, while keeping the old version as back up.

1. Navigate to the app front-end. In this example, we are using the Invoicing App.

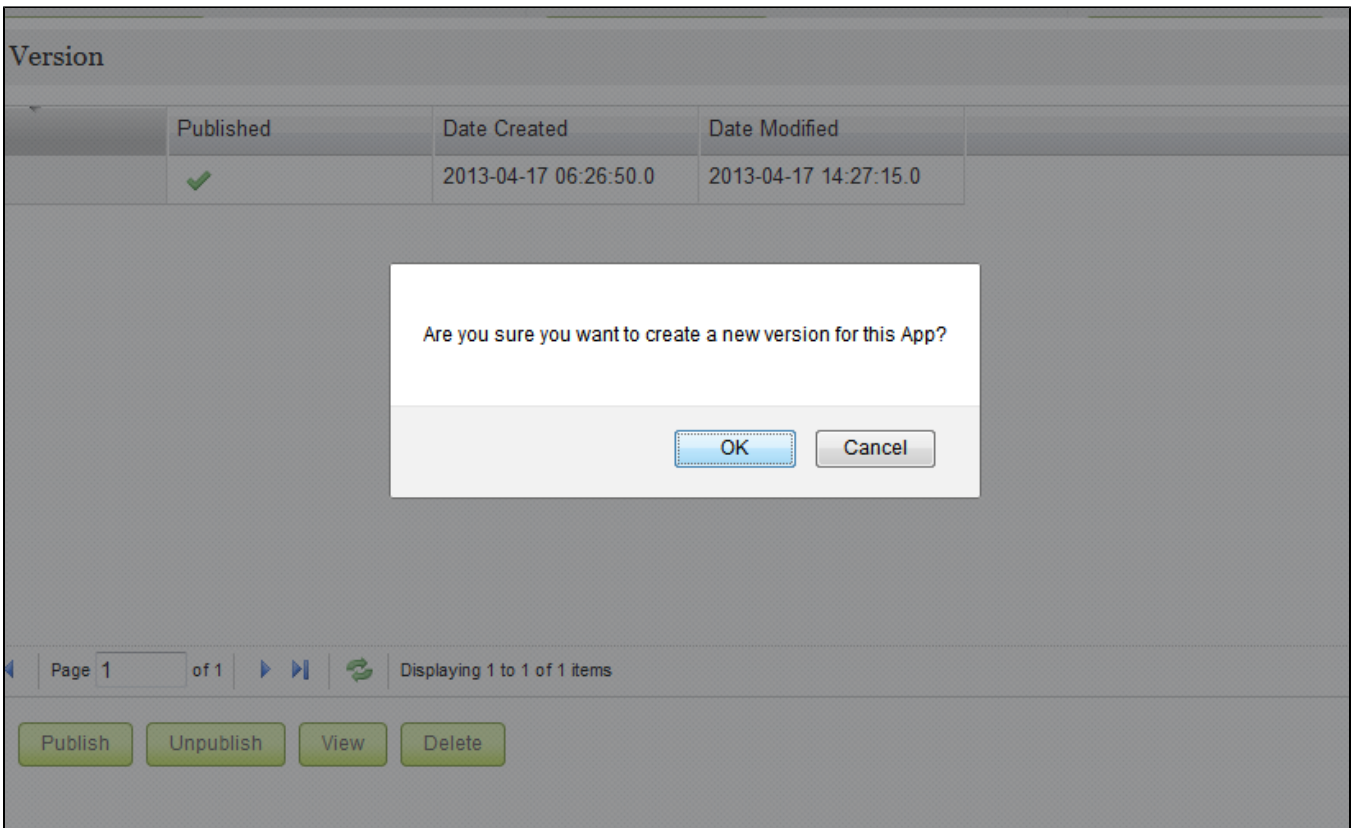


Click on "Version" to navigate into the "Manage App Version" page.

2. Locate the "New Version" button to create a new version of the app.

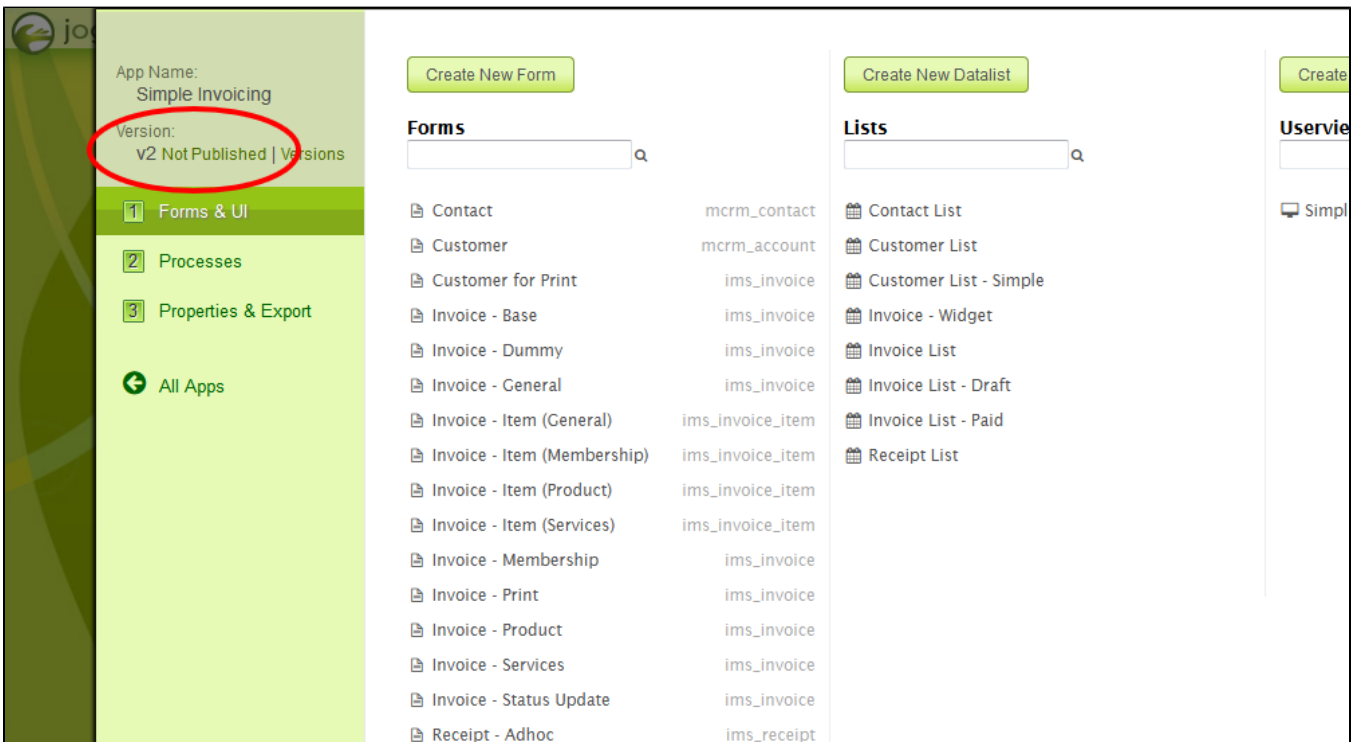


3. After you click on the "New Version" button, a pop-up dialog will prompt you to confirm that you want to create a new version of the app.



Click on "OK" to proceed to create a new version.

4. After a new version of the App has been created, you will be redirected to the app front-end.



You can see that a 2nd version of the Invoicing App has been created. From the screenshot, you can see that the app is still not published as indicated by the label "v2 Not Published". At this point, your users are still using the old version until you publish this new version. Now, click on the "Not Published" label to publish the new version.

5. After you click on the label, the "Manage App Version" pop-up window will reappear. Select "Version 2" and click on the "Publish" button to publish the new version.

App Name:
Simple Invoicing
Version:
v2 Not Published

Manage App Version

Version	Published	Date Created	Date Modified
2		2014-07-22 06:08:28.0	2014-07-22 06:08:28.0
1	✓	2013-04-17 06:26:50.0	2013-04-17 14:27:15.0

10
Page 1 of 1
Displaying 1 to 2 of 2 items

New Version
Publish
Unpublish
View
Delete

6. When the new version is published, you will be redirect to the following screen.

App Name:
Simple Invoicing
Version:
v2 Published | Versions

Create New Form

Forms

Contact

mcrm_contact

Customer

mcrm_account

Customer for Print

ims_invoice

Invoice - Base

ims_invoice

Invoice - Dummy

ims_invoice

Invoice - General

ims_invoice

Invoice - Item (General)

ims_invoice_item

Invoice - Item (Membership)

ims_invoice_item

Invoice - Item (Product)

ims_invoice_item

Invoice - Item (Services)

ims_invoice_item

Invoice - Membership

ims_invoice

Invoice - Print

ims_invoice

Invoice - Product

ims_invoice

Create New Datalist

Lists

Contact List

Customer List

Customer List - Simple

Invoice - Widget

Invoice List

Invoice List - Draft

Invoice List - Paid

Receipt List

Now the "v2 Not Published" has been updated to "v2 Published".

7. Click on the "v2 Published" to access the "Manage App Version" screen. You will be able to roll-back to the older version if you like. Just select v1 and click on "Publish".

App Name:
Simple Invoicing

Version:
v2 Published | Versions

1 Forms & UI

2 Processes

3 Properties & Settings

All Apps

Manage App Version

<input type="radio"/>	Version	Published	Date Created	Date Modified
<input checked="" type="radio"/>	2	✓	2014-07-22 06:08:28.0	2014-07-22 06:13:09.0
<input type="radio"/>	1		2013-04-17 06:26:50.0	2014-07-22 06:13:09.0

10

Page 1 of 1

Displaying 1 to 2 of 2 items

New Version

Publish

Unpublish

View

Delete

8. The following shows a screenshot of an app with many version of the app.

App Name:
Simple Invoicing

Version:
v5 Published | Versions

1 Forms & UI

2 Processes

3 Properties & Settings

All Apps

Manage App Version

<input type="radio"/>	Version	Published	Date Created	Date Modified
<input checked="" type="radio"/>	5	✓	2013-03-22 05:51:10.0	2013-03-22 13:51:28.0
<input type="radio"/>	4		2013-03-07 03:29:57.0	2013-03-22 13:51:28.0
<input type="radio"/>	3		2013-03-07 03:29:02.0	2013-03-07 03:29:02.0
<input type="radio"/>	2		2013-03-07 03:28:25.0	2013-03-07 03:28:25.0
<input type="radio"/>	1		2013-02-20 10:00:45.0	2013-03-07 11:30:08.0

10

Page 1 of 1

Displaying 1 to 5 of 5 items

New Version

Publish

Unpublish

View

Delete

We would like to advise users to branch the app to a new version whenever they would like to make changes to their app that is already rolled out to production. This would also ensure that existing process instances will continue to run without being affected by your uncommitted/incomplete development work.