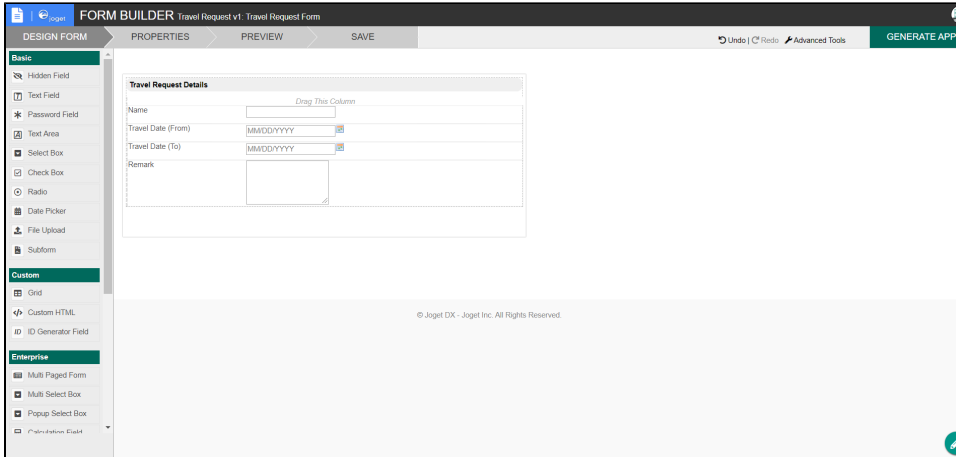


App Generator - Generate Apps from a Form

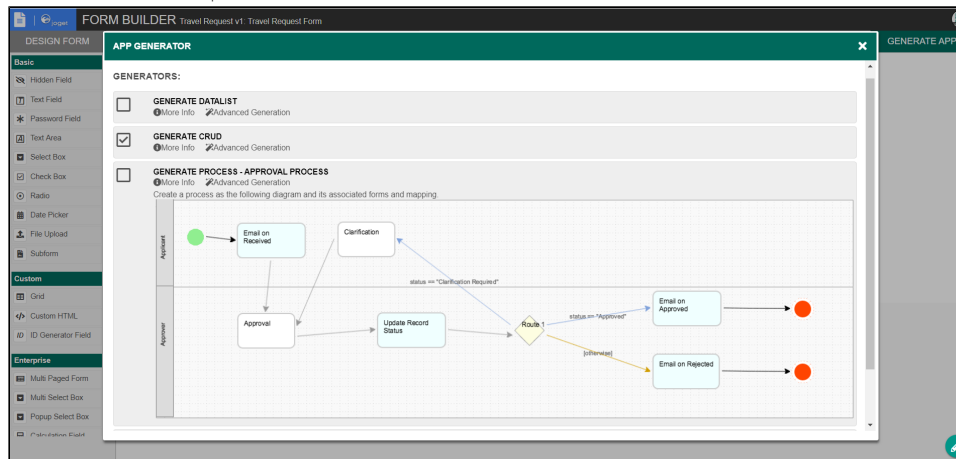
The **App Generator** is a feature that was first introduced in v4. It was designed to greatly accelerate the development of Joget Workflow apps. It is also a very useful tool for rapid prototyping your app when working with your end-users.

Using the App Generator, you can automatically generate an app with lists, CRUD (Create-Read-Update-Delete), incorporate a generic approval process and a Twitter Bootstrap uiservue theme.

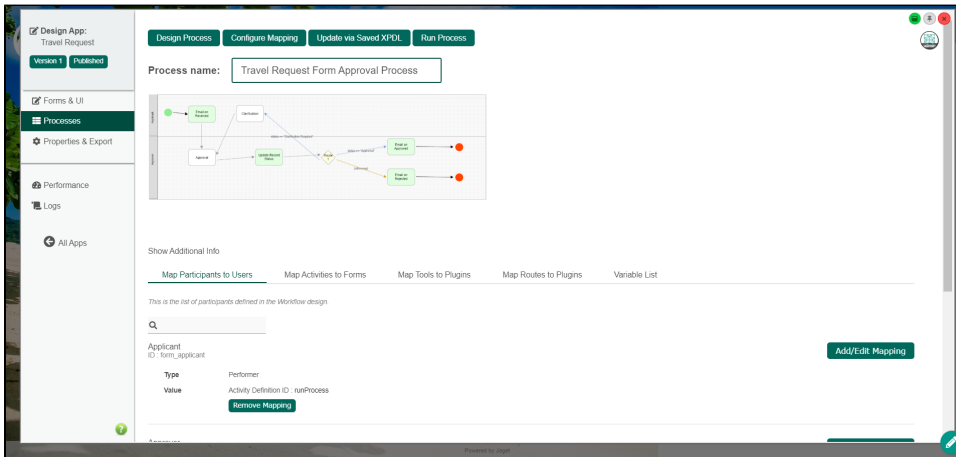
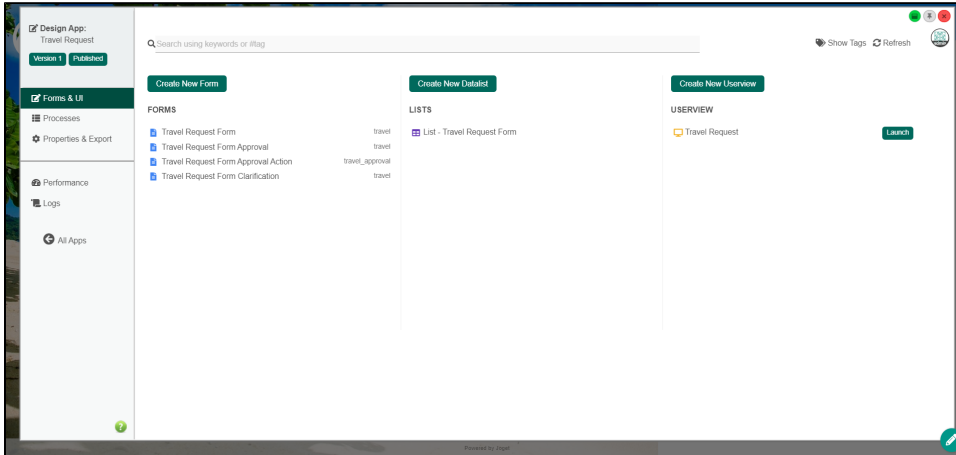
1. To use the App Generator, firstly create and design your form. When you are done, **save** the form. Then click on the large **Generate App** button on the top right of the Form Builder.



2. The App Generator dialog will offer options to Generate Datalist, Generate CRUD and Generate Approval Process and Generate Assignment Process. Select the first 3 and click on **Generate**. You may try to click on **Advanced Generation** to refine its options.



3. Once the generation is complete, reload the App design page and you will see a number of auto generated forms, lists, userviews and a process.



4. The generated app is automatically published, and you will be able to launch the app from the App Center.

