

Options Filter

Options Filter allows one to search base on a set of populated options. One can search through the options through several mechanisms (See **Display Type** in the properties).

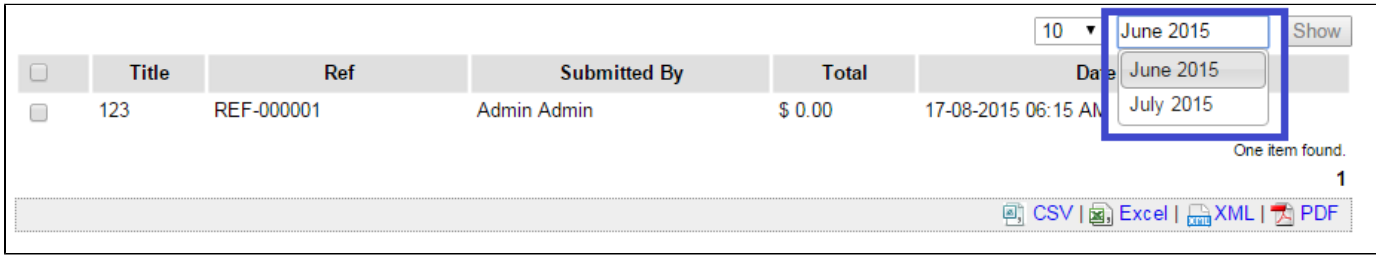


Figure 1: Screenshot showing Options filter in a Datalist

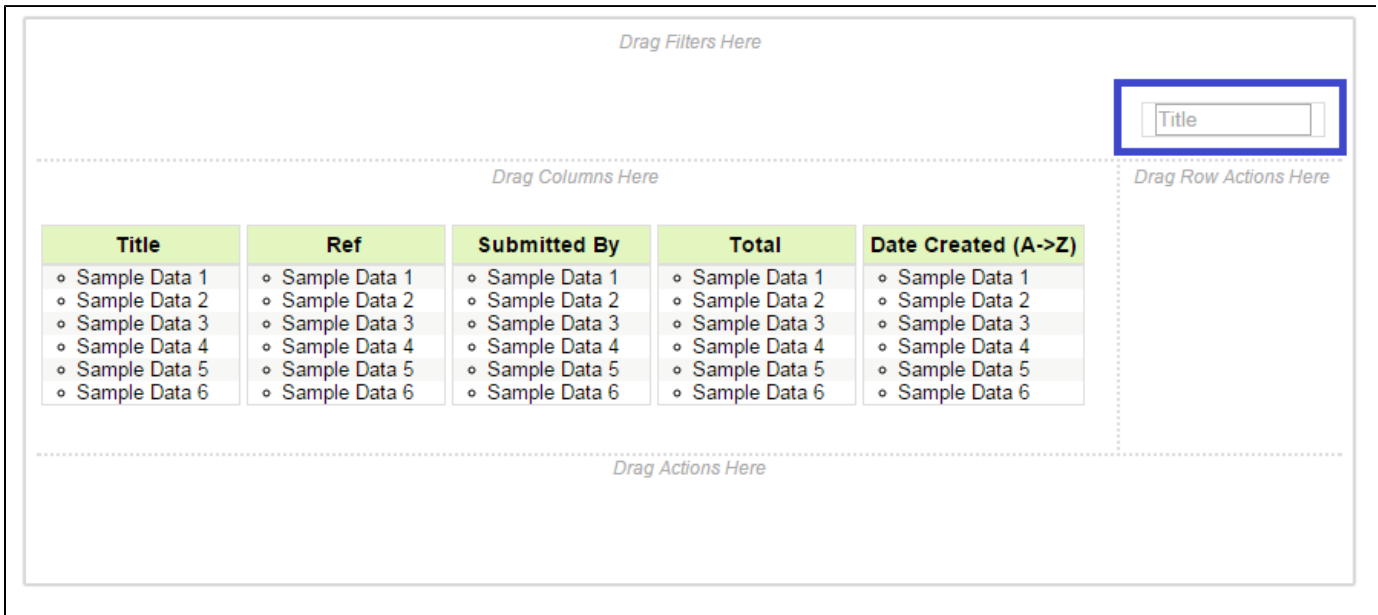


Figure 2: Screenshot showing Options filter in a Datalist Builder

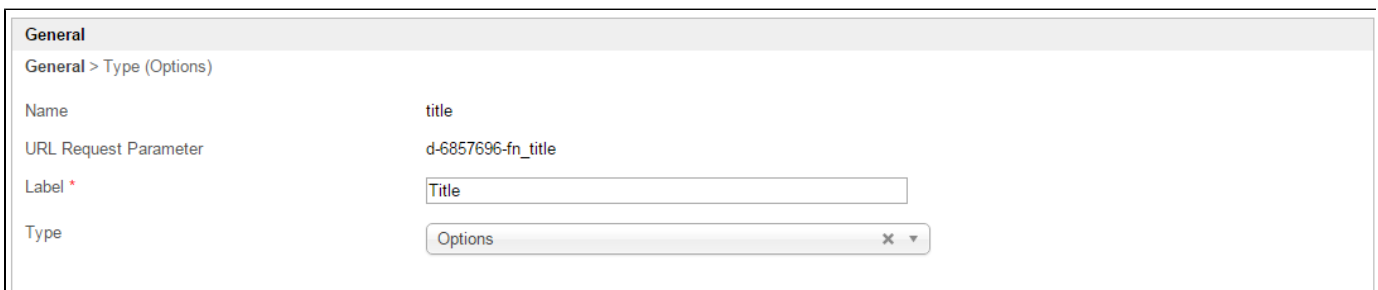


Figure 3: Filter Properties with Options filter selected

Name	Description
Name	Column name (for reference only)
URL Request Parameter	URL Request Parameter (for reference only)
Label	Search filter label
Type	<ul style="list-style-type: none"> • Date • Date Range • Options • Text Field

Configure Options Filter

General > **Configure Options Filter** > Choose Options Binder

Display Type:

Size (Multi Select Box):

Default Value:

Options:

Value	Label	
June 2015	June 2015	⬆ ⬇ ⬇
July 2015	July 2015	⬆ ⬇ ⬇

+

Figure 4: Filter Properties - Configure Options Filter

Name	Description
Display Type	Define on how the filter should be presented to the users. <ul style="list-style-type: none"> • Auto Complete • Multi Select Box • Select Box • Text Field
Size (Multi Select Box)	Control the height of filter when Display Type is set to Multi Select Box.
Default Value	Default filter value
Options	Options to be made available for filter search.

Choose Options Binder

General > **Configure Options Filter** > Choose Options Binder

Options Binder:

- Bean Shell Form Binder
- Default Form Options Binder
- Department Options Binder
- Grade Options Binder
- Group Options Binder
- Organization Options Binder
- User Options Binder

Figure 6: Filter Properties - Choose Options Binder

Name	Description
Options Binder	Options to be populated dynamically using Options Binder plugin .