

# Userview Builder

## Definition

**Userview Builder** lets you design the front-end interface in a matter of minutes. You may choose from the list of pre-loaded themes, or you may develop your own theme.

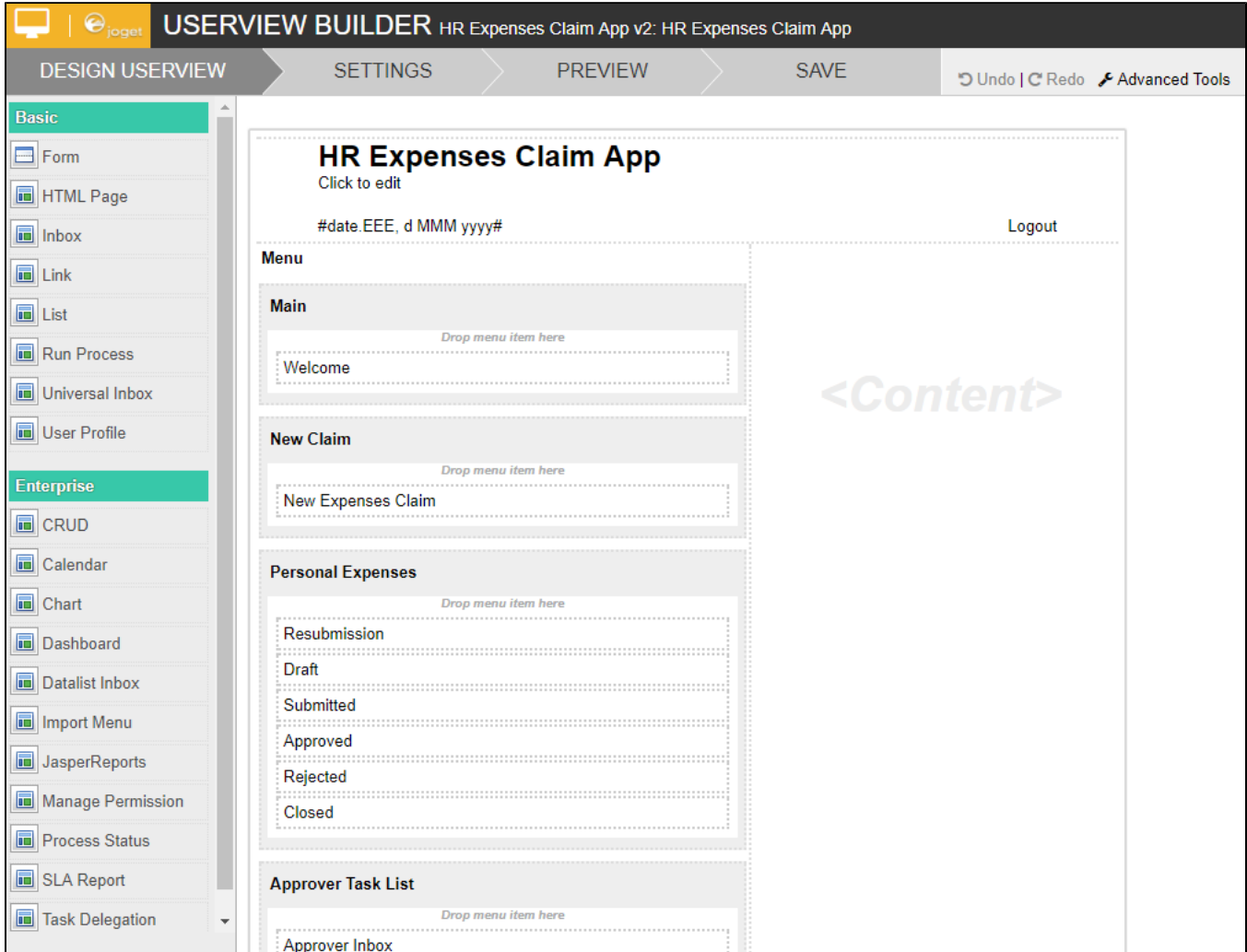


Figure 1: Userview Builder

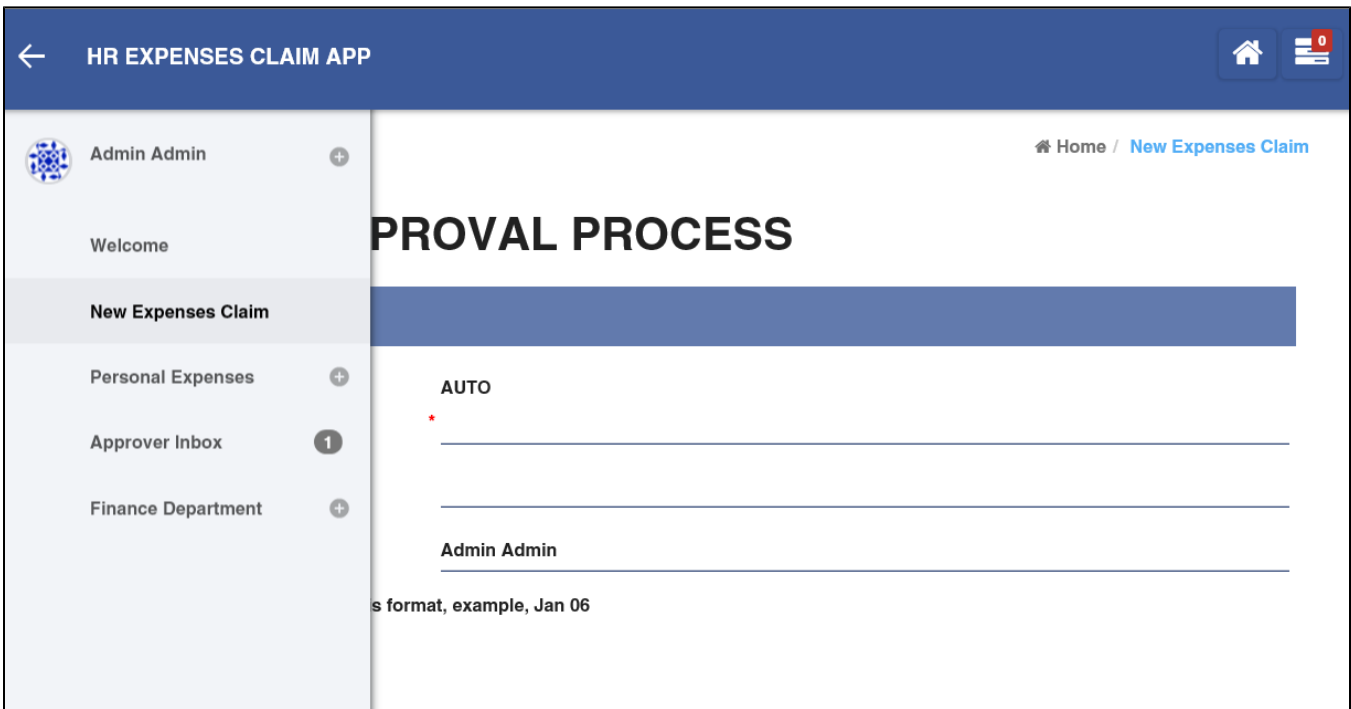


Figure 2: HR Expenses Claim App Userview with Universal Theme

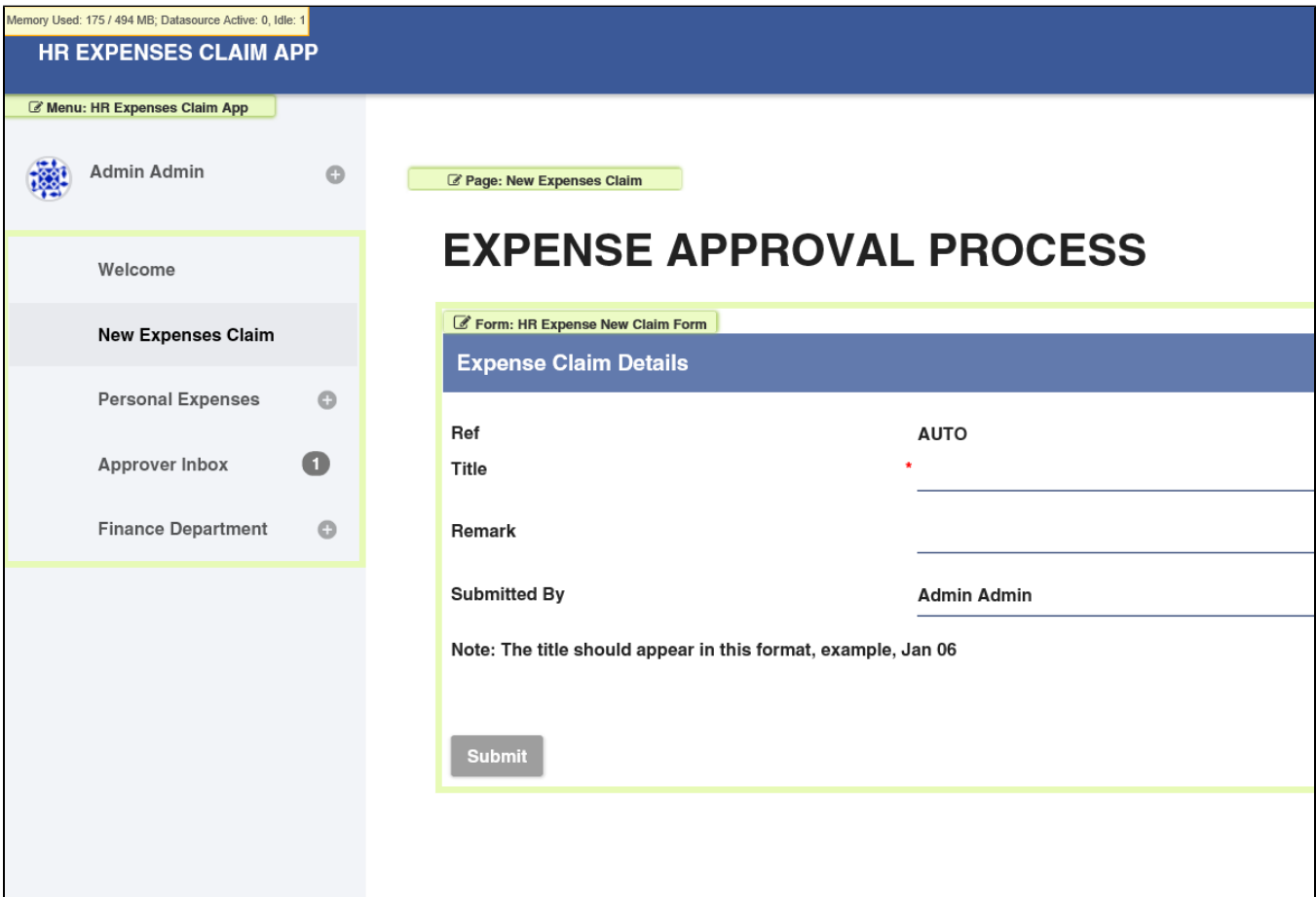


Figure 3: HR Expenses Claim App Userview with Front-end Admin Bar enabled

Front-End Admin Bar allows the administrator to easily locate and manage elements created from the published Userview itself.

In a Userview, menus are contained in Userview Category. In a Userview Category, one may manage its permission.

#### **Userview Menu Element**

- [Calendar](#)
- [Chart](#)
- [CRUD](#)
- [Dashboard](#)
- [Datalist Inbox](#)
- [Form](#)
- [HTML Page](#)
- [Import Menu](#)
- [Inbox Menu](#)
- [JasperReports](#)
- [Link](#)
- [List](#)
- [Manage Permission Menu](#)
- [Process Status](#)
- [Run Process Menu](#)
- [SLA Report](#)
- [Task Delegation](#)
- [Universal Inbox](#)
- [User Profile](#)

#### **Userview Theme**

- [V6 Universal Theme](#)
- [V5 Janux Theme](#)
- [Bootstrap Theme](#)
- [Corporati Theme](#)
- [Creative Theme](#)
- [Elegant Theme](#)
- [Gray Theme](#)
- [Modern Theme](#)
- [Portal Theme](#)
- [Enterprise Theme](#)
- [V3 Default Theme](#)

#### **Permission Control**

- [Bean Shell Permission](#)
- [Organization Permission](#)
- [User Permission](#)
- [Logged In User Permission](#)
- [Group Permission](#)
- [Department Permission](#)
- [Admin Userview Permission](#)
- [Anonymous Userview Permission](#)
- [Sub Level Userview Permission](#)