

# Password Field

Password field is standard HTML Input to capture user input, but disguise each character with an asterisk (\*) instead of displaying the entered digits. They offer a user on-screen privacy while he or she is entering a password.



Figure 1: Sample Password field

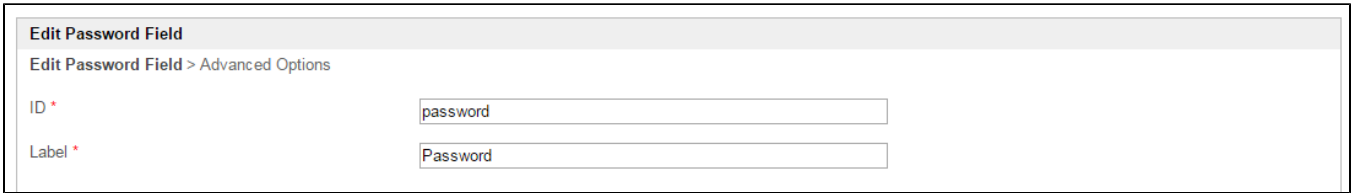
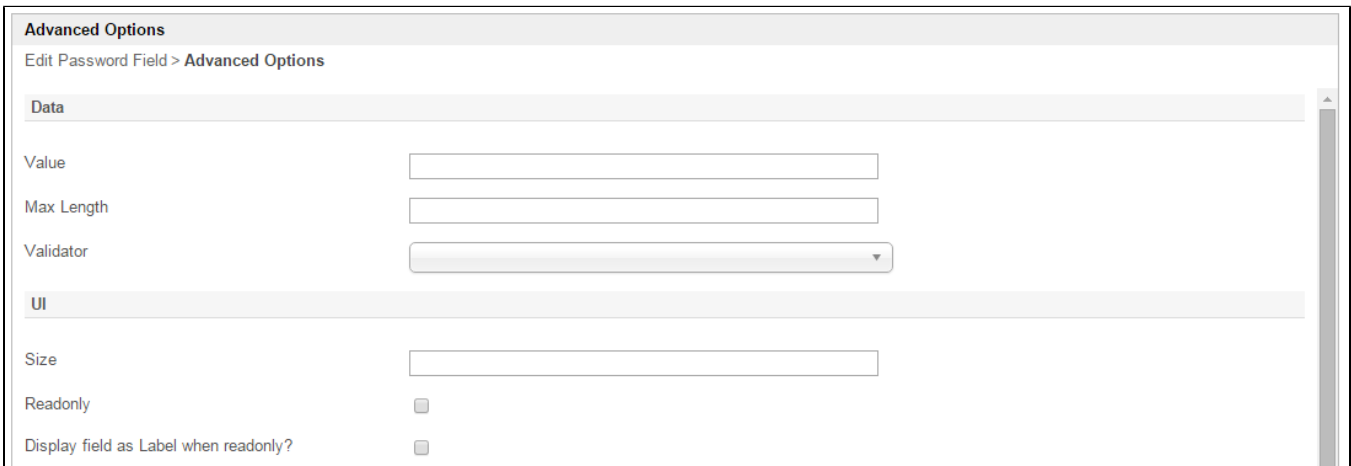



Figure 2: Password Field Properties

Name	Description
ID	Element ID (By declaring as "password", a corresponding database table column "c_password" will be created)
Label	Element Label to be displayed to end user.



Name	Description
Value	<p>Default Value when there's no existing value found.</p> <p>Hash variable is accepted here. For example, you may key the following</p> <pre>#currentUser.firstName# #currentUser.lastName#</pre> <p>to pre-populate the field with current logged in user's name.</p>
Max Length	Maximum character length allowed.

Validator	Attach a Validator plugin to validate the input value. <div data-bbox="386 184 1094 296"> <b>When will validation takes place?</b> Validation will takes place whenever form is submitted except when it is submitted as "Save as Draft".</div>
Size	Width of the element.
Readonly	Determines if the element is editable.
Display field as Label when readonly?	Displays the value of the element as plain text when element is set to "Readonly".

 This element value is encrypted by default.