


# General Settings

- System
  - System Information
- User Interface Settings
- Timer Settings
- System Administration Settings
- More Related Articles

## System

### System

Version	© Joget Workflow Enterprise - Joget Inc. All Rights Reserved. Version: 6.0.11 - build ccac8b0 <a href="#">System Information</a>
License	License: <a href="#">Joget Workflow Enterprise v6.0</a>  Licensed To: Free Licensed Users: 3 <a href="#">Purchase License</a>

In this section, you will gain access to the platform and licensing information.

## System Information



## License

platform.cpu.core	2
platform.db.jdbc.driver	com.mysql.jdbc.Driver
platform.db.profile	default
platform.directory.manager	org.joget.directory.model.service.DirectoryManagerImpl
platform.directory.users	13
platform.license.appLimit	
platform.license.expiry	
platform.license.holder	Free
platform.license.signature	
platform.license.subject	Joget Workflow Enterprise v6.0
platform.license.users	3
platform.name	© Joget Workflow Enterprise - Joget Inc. All Rights Reserved.
platform.net.address	70 56 81 C0 6C 3D
platform.systemKey	1c743ee38d18979d0a0a067c8c187993
platform.version	Version: 6.0.11 - build ccaac8b0



## System Information

awt.toolkit	sun.lwawt.macosx.LWCToolkit
catalina.base	/Users/hugolim/joget/joget-enterprise-linux/apache-tomcat-8.5.23
catalina.home	/Users/hugolim/joget/joget-enterprise-linux/apache-tomcat-8.5.23
catalina.useNaming	true
common.loader	"\${catalina.base}/lib", "\${catalina.base}/lib/*.jar", "\${catalina.home}/lib", "\${catalina.home}/lib/*.jar"
file.encoding	UTF-8
file.encoding.pkg	sun.io
file.separator	/
ftp.nonProxyHosts	localhost.localdomain,169.254.169.254/16
gopherProxySet	false
http.nonProxyHosts	localhost.localdomain,169.254.169.254/16
java.awt.graphicsenv	sun.awt.CGraphicsEnvironment

In this section, license and system information of the environment will be listed down.

License information is useful to determine the validity of license and the current state of the platform.

System information details such as Java version, system key, Joget build version, Joget runtime configuration, etc. Such information would be necessary to facilitate technical teams to understand the system environment and help diagnose/pinpoint possible issues.

## User Interface Settings

## User Interface Settings

Default Userview

Landing Page   
*default: /home*

System Time Zone   
*default: (CDT) Asia - Taipei*

System Locale   
*default: en\_US*

System Date Format   
*default: dd-MM-yyyy hh:mm aa*

Using Locale Date Format

Enable User Locale Selection

User Locale Options (Language code, separated by comma ',')


Display From Right To Left

CSS URL   
*default: /jw/css/new.css*

Custom CSS

Disable HTML rendering in Datalist

Name	Description
------	-------------



Default Userview	<p>Defines which App's Userview to be shown as the default / App Center when end user accesses the Joget Workflow platform (e.g. mydomain.com/jw ). Typically, you can point to your own App's Userview with your company's branding.</p> <div style="border: 1px solid #ccc; padding: 10px; margin-top: 10px;"> <p> <b>New Feature</b></p> <p>This is a new feature in Joget Workflow v6.</p> </div>
Landing Page	Change the default landing page apart from the App Center.
System Time Zone	By default, Joget will use server's timezone. You may override it with your own desired option.
System Locale	By default, Joget will use server's locale. You may override it with your own desired option. (Related: <a href="#">Manage Messages</a> )
System Date Format	By default, Joget will use " <b>dd-MM-yyyy hh:mm aa</b> " as the date format. You may override it with your own desired option.
Using Locale Date Format	If checked, Joget will use the date format of the <b>System Locale</b> set above, overriding the <b>System Date Format</b> set above.
Enable User Locale Selection	Enables locale selection to users through User Profile.
User Locale Options (Language code, separated by comma ',')	Selection of locales available to users. (' <b>Enable User Locale Selection</b> ' must be active first.)
Display From Right To Left	Enable RTL support.
CSS URL	Custom CSS file to replace the default look and feel of the web console. (Default CSS file resides at /jw/css/v3.css)
Custom CSS	Inline custom CSS to be appended into the web console in addition to the default/CSS URL.
Disable HTML rendering in Datalist	Determines if user defined HTML input value should be rendered in Datalist listing.

## Timer Settings

**Timer Settings**

Process Deadline Checker Interval


(in seconds, 0 to disable) default: 0

Name	Description
Process Deadline Checker Interval (in seconds, 0 to disable)	<p>Interval checking in seconds for the Deadline elements. Disabled by default.</p> <div style="border: 1px solid #ccc; padding: 10px; margin-top: 10px;"> <p> <b>When will deadlines actually get triggered?</b></p> <p>Deadlines do not get triggered immediately based on what is set in the process design. Instead, deadlines that are due will be picked up in batches based on the interval set here.</p> <p>For example, with deadline checker interval set to <b>3600 (One hour)</b>, a deadline of activity may take up to 1 hour too to get actually get triggered even though the deadline is set to only 5 minutes.</p> </div> <div style="border: 2px solid #f00; padding: 10px; margin-top: 10px;"> <p> <b>Important</b></p> <p>Do not set the interval to too low (i.e. 1 second) as this may unnecessarily impose high load on the application server as well as the database server.</p> </div>

## System Administration Settings

**System Administration Settings**

Master Login Username	<input type="text"/>
Master Login Password	<input type="password"/> <i>master login hash:-</i>
Uploaded File Storage Base Path	<input type="text"/> <i>default: D:\Docwflow</i>
Workflow Designer Base URL	<input type="text"/> <i>default: /jwdesigner</i>
Delete Process On Completion	<input type="checkbox"/>
Medium Warning Level	<input type="text"/> <i>default: 20</i>
Critical Warning Level	<input type="text"/> <i>default: 50</i>
File Upload Size Limit (MB)	<input type="text"/> <i>default: No Limit</i>
Disable Performance Analyzer	<input type="checkbox"/>
Performance Analyzer Threshold (ms)	<input type="text"/> <i>default: 100</i>
API Domain Whitelist (Separated by ";")	<input type="text"/>

Name	Description
Master Login Username	Master Login credential for API call. Please see <a href="#">JSON API Authentication</a> .
Master Login Password	Master Login credential for API call. Please see <a href="#">JSON API Authentication</a> .
Uploaded File Storage Base Path	System path to store uploaded users' files.
Workflow Designer Base URL	Workflow Designer Base URL. Defaulted to current Joget server path.
Delete Process On Completion	Delete process instance data on when process instance comes to an end.
Medium Warning Level	SLA indicator level. Please see <a href="#">Defining SLA Indicators</a> . Default: 20.
Critical Warning Level	SLA indicator level. Please see <a href="#">Defining SLA Indicators</a> . Default: 50.
File Upload Size Limit (MB)	File Upload Size Limit (MB) . Default: No Limit. <div style="border: 1px solid #ccc; padding: 10px; margin-top: 10px;"> <p> The limit is applied on individual file. Example, if the value set here is 1 (1MB) then one may upload multiple files in a single form with total exceeding 1MB but individually, each file must not exceed 1MB.</p> </div>
Disable Performance Analyzer	Disable <a href="#">Performance Analyzer</a> .
Performance Analyzer Threshold (ms)	Minimum threshold before showing the <a href="#">Performance Analyzer</a> information.

API Domain Whitelist (Separated by  
;)

Domain whitelist to allow API calls to Joget Workflow.



**Example**

"localhost;www.joget.org;dev.joget.org", or "\*" to allow from everywhere (the behavior from previous releases).

### More Related Articles

- [General Settings - Server Locale and Time Zone](#)
- [Performance Analyzer](#)