

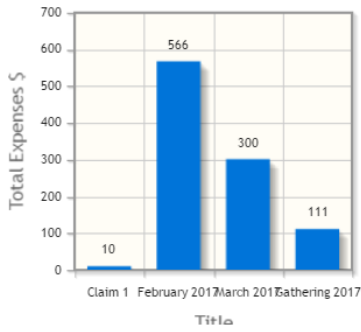
Dashboard

Definition
Dashboard menu displays multiple menu items from the selected Userview in a resizable grid layout.
New Feature
This is a new feature in Joget Workflow v6.
Performance
You can configure the Performance settings in this Userview Element to cache existing content for improved performance and loading speed. Read more at Performance Improvement with Userview Caching .

Expenses Claims Dashboard

[Reset to default layout](#)

Expenses Trend



My Inbox

TITLE	STATUS	
Gathering 2017	Draft	Claimant Edit
March 2017	Submitted	HOD Approve
February 2017	Submitted	HOD Approve
Claim 2	Submitted	HOD Approve
Claim 1	Submitted	HOD Approve

5 items found, displaying all items.

[CSV](#) | [Excel](#) | [XML](#) | [PDF](#)

My Expenses

TITLE	\$	STATUS
Gathering 2017	111.00	Draft
March 2017	300.00	Submitted
February 2017	566.00	Submitted
Claim 2	0.00	Submitted
Claim 1	10.00	Submitted

5 items found, displaying all items.

[CSV](#) | [Excel](#) | [XML](#) | [PDF](#)

New Claim

Figure 1: Dashboard Menu

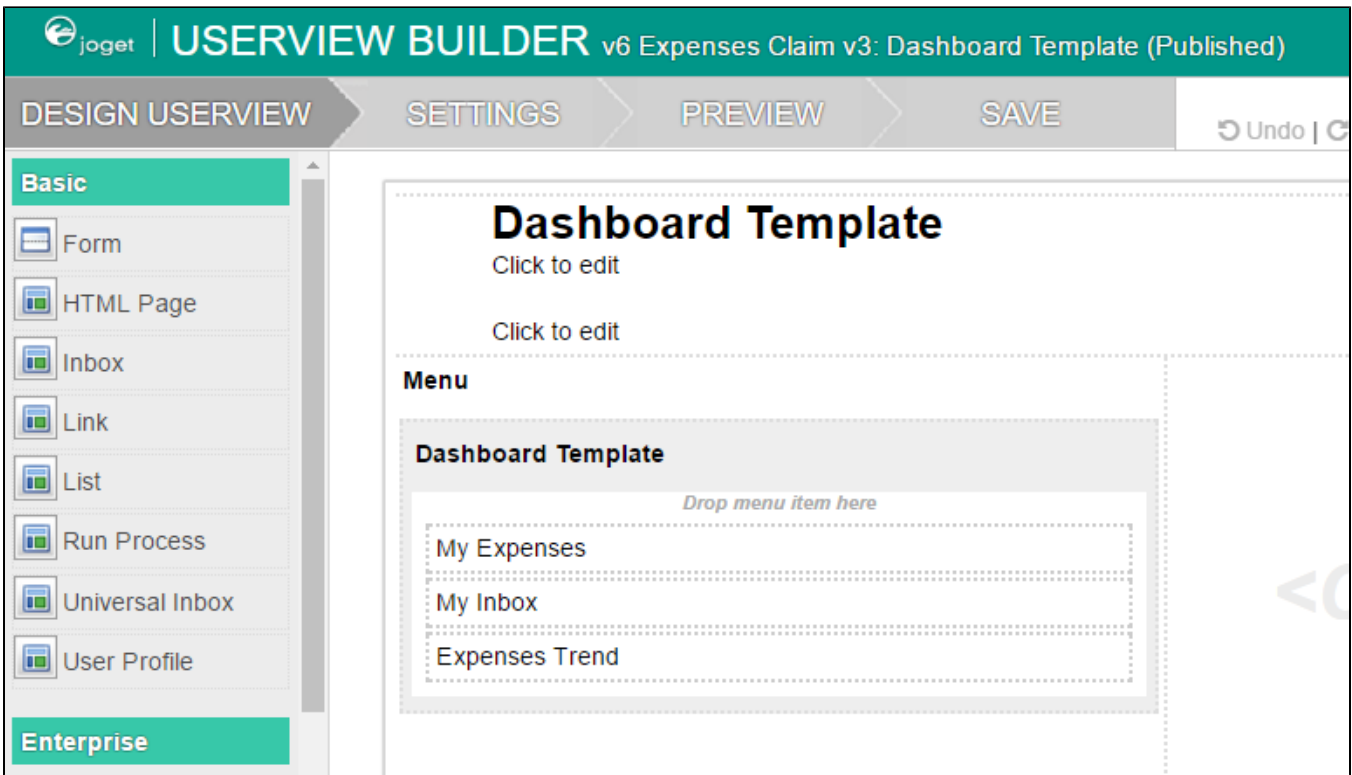


Figure 2: Userview containing menu items meant for the Dashboard userview

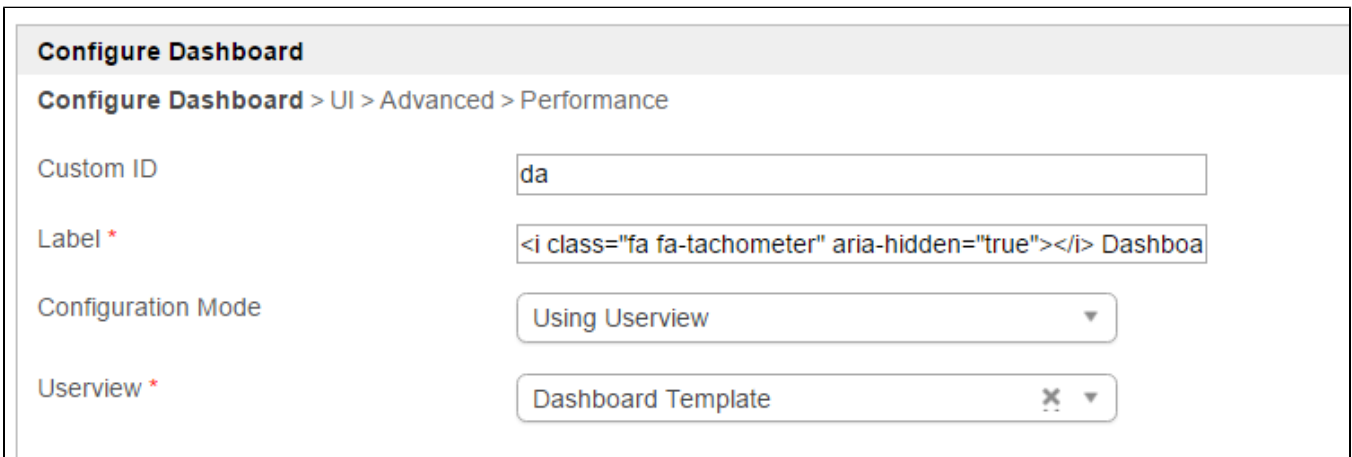


Figure 3: Properties - General

Name	Description
Custom ID	Item link slug. Optional field. <div style="border: 1px solid #ccc; padding: 5px;"> <p>i Unique field</p> <p>Value defined here must be unique to the rest of the Userview Menus as the first matching name will be called upon.</p> </div>
Label	ชื่อเมนู ที่แสดงบังคับ

Configuration Mode

- Using Useview
 - Useview will need to be selected (See screenshot **Figure 3** above)
 - See an example on the use of Useview Setting in the Expenses Claim app bundled in [Joget Marketplace](#).
- Using URL Portlet Setting
 - You may configure the path and settings to each portlet.
 - See an example on the use of URL Portlet Setting in the Customer Relationship Management app bundled in Joget Workflow Enterprise v6.

Configure Dashboard
Configure Dashboard > UI > Performance

Custom ID:

Label * :

Configuration Mode:

URL Portlet Setting

URL *	Label *	Position X	Position Y	Fixed Position	Width (Column)	Min Height (px)	Resizable	Auto Adjust Portlet Height	Auto Reload (Mins)	
AccountsI	Accounts	<input type="text"/>	<input type="text"/>	<input type="checkbox"/>	1	400	<input checked="" type="checkbox"/>	<input type="checkbox"/>	<input type="text"/>	
ContactD	Contacts	<input type="text"/>	<input type="text"/>	<input type="checkbox"/>	1	400	<input checked="" type="checkbox"/>	<input type="checkbox"/>	<input type="text"/>	
Opportuni	Opportuni	<input type="text"/>	<input type="text"/>	<input type="checkbox"/>	1	400	<input checked="" type="checkbox"/>	<input type="checkbox"/>	<input type="text"/>	
Proposals	Proposals	<input type="text"/>	<input type="text"/>	<input type="checkbox"/>	1	400	<input checked="" type="checkbox"/>	<input type="checkbox"/>	<input type="text"/>	
ProposalC	Proposals	<input type="text"/>	<input type="text"/>	<input type="checkbox"/>	1	400	<input checked="" type="checkbox"/>	<input type="checkbox"/>	<input type="text"/>	
UsersDas	CRM User	<input type="text"/>	<input type="text"/>	<input type="checkbox"/>	1	400	<input checked="" type="checkbox"/>	<input type="checkbox"/>	<input type="text"/>	

UI

Configure Dashboard > UI > Advanced > Performance

Default Portlet Width (Column)

1

Default Min Grid Cell Height (px) *

250

Resizable



Auto Adjust Portlet Height



Custom Header

<h2>Expenses Claims Dashboard</h2>

Custom Footer

Figure 4: Properties - UI

Name	Description
Default Portlet Width (Column)	Number of columns to show by default.
Default Min Grid Cell Height (px)	Minimum height for each portlet.
Resizable	Determines whether end user should be able to resize the portlets.
Auto Adjust Portlet Height	When checked, portlet height will be automatically adjusted optimally according to its content.
Custom Header	Custom HTML to be placed before the portlets.
Custom Footer	Custom HTML to be placed after the portlets.

Advanced

Configure Dashboard > UI > **Advanced** > Performance

Customize Portlet Setting

Menu Id *	Position X	Position Y	Fixed Position	Width (Column)	Min Height (px)	Resizable	Auto Adjust Portlet Height	Auto Reload (Mins)
extr x ▾	<input type="text"/>	<input type="text"/>	<input type="checkbox"/>	1 ▾	<input type="text"/>	<input type="checkbox"/>	<input type="checkbox"/>	<input type="text"/>

⬆ ⬇ ⬇ ⬆

+

Figure 5: Properties - Advanced

Name	Description
Customize Portlet Setting	You can configure each of the portlet defined in the first tab here in terms of positioning, dimension, etc.

Demonstration app on using charts in userview dashboard for

