

Hyperlink Action

Definition

Hyperlink Action allows you to add a hyperlink to your records.

<input type="checkbox"/>	Title	Ref	Submitted By	Total	Date Created	
<input type="checkbox"/>	123	REF-000001	Admin Admin	\$ 0.00	17-08-2015 06:15 AM	Search

One item found.
1

CSV | Excel | XML | PDF

Figure 1: Screenshot highlighting Hyperlink in a Datalist

Drag Filters Here

Drag Columns Here

Drag Row Actions Here

Title	Ref	Submitted By	Total	Date Created (A->Z)	Search
◦ Sample Data 1	◦ Sample Data 1	◦ Sample Data 1	◦ Sample Data 1	◦ Sample Data 1	Search
◦ Sample Data 2	◦ Sample Data 2	◦ Sample Data 2	◦ Sample Data 2	◦ Sample Data 2	Search
◦ Sample Data 3	◦ Sample Data 3	◦ Sample Data 3	◦ Sample Data 3	◦ Sample Data 3	Search
◦ Sample Data 4	◦ Sample Data 4	◦ Sample Data 4	◦ Sample Data 4	◦ Sample Data 4	Search
◦ Sample Data 5	◦ Sample Data 5	◦ Sample Data 5	◦ Sample Data 5	◦ Sample Data 5	Search
◦ Sample Data 6	◦ Sample Data 6	◦ Sample Data 6	◦ Sample Data 6	◦ Sample Data 6	Search

Drag Actions Here

Figure 2: Screenshot highlighting Hyperlink in action placeholder in Datalist Builder

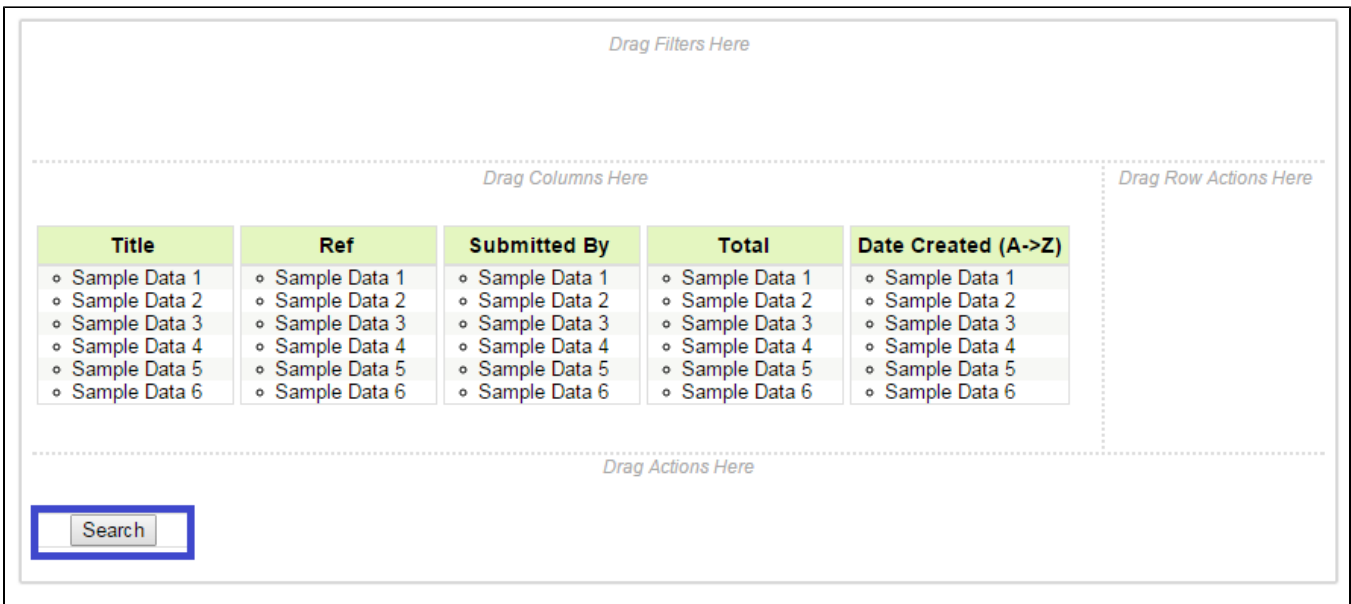


Figure 3: Screenshot highlighting Hyperlink in bulk action placeholder in Datalist Builder

Configure Link

Configure Link > Visibility Control

Hyperlink
URL (Eg. http://www.google.com)

Hyperlink Target

Hyperlink Parameters

Parameter Name	Column Name
<input style="width: 80%;" type="text" value="q"/>	<input style="width: 80%;" type="text" value="title"/>
+	↑ ↓ ×


Label
Label shown in the column (for row actions)

Confirmation Message

Visible when no record or checkbox?

Figure 4: Hyperlink Properties

Name	Description						
Hyperlink	URL to link to.						
Hyperlink Target	<ul style="list-style-type: none"> Current Window New Window Popup Dialog Top Window Parent Frame iFrame 						
Hyperlink Parameters	Add parameter values to the hyperlink defined above. <table border="1" style="width: 100%; border-collapse: collapse; margin-top: 10px;"> <thead> <tr style="background-color: #d9ead3;"> <th style="width: 30%;">Name</th> <th>Description</th> </tr> </thead> <tbody> <tr> <td>Parameter Name</td> <td>Parameter name to be set as part of the URL</td> </tr> <tr> <td>Column Name</td> <td>Column name to retrieve value from</td> </tr> </tbody> </table>	Name	Description	Parameter Name	Parameter name to be set as part of the URL	Column Name	Column name to retrieve value from
Name	Description						
Parameter Name	Parameter name to be set as part of the URL						
Column Name	Column name to retrieve value from						

Label	Link / Button label. <div style="border: 1px solid #ccc; padding: 5px; margin: 5px 0;">  When action is added into bulk action placeholder, it will turn into a button. </div>
Confirmation Message	Confirmation message before performing action.
Visible when no record or checkbox?	If checked, link will be visible when no record or checkbox appear in the list. Only applicable in bulk action place holder.

Visibility Control

Configure Link > **Visibility Control**

Rules





Join Type	Field	Operator	Value	
And	status	Equal	Approved	  
				

Figure 5: Hyperlink Properties - Visibility Control

Name	Description
Rules	Controls on when the action should appear.