

Calculation Field

Definition

Calculation Field allows you to perform a series of arithmetic computations to a set or a series of fields.

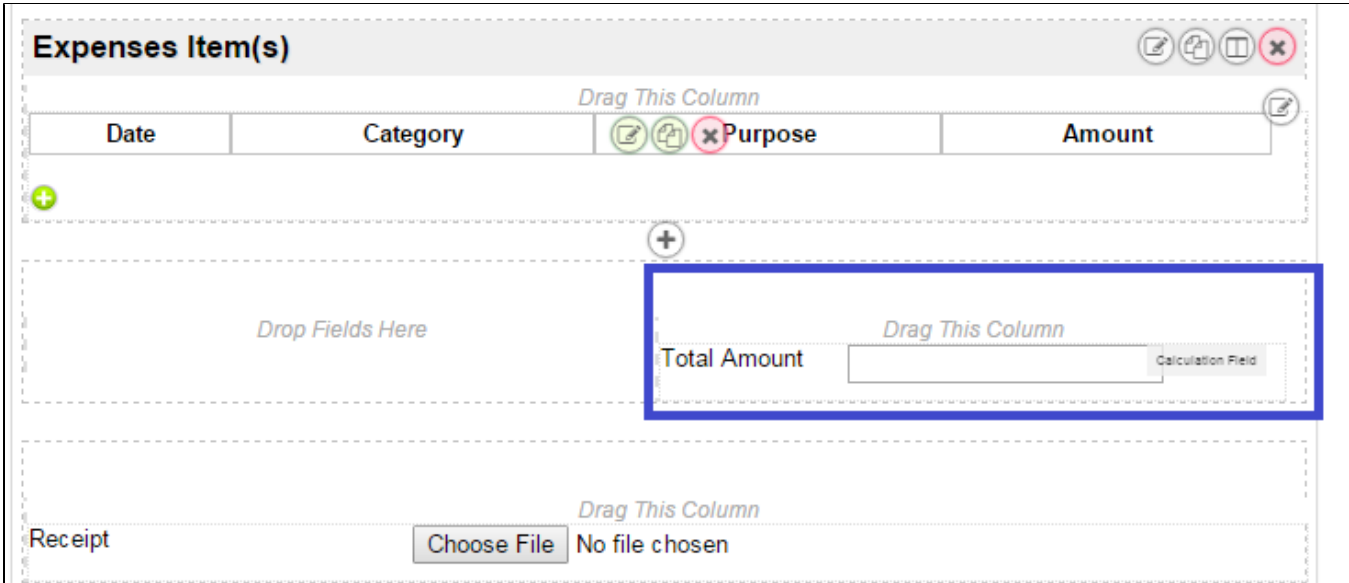


Figure 1: Screenshot highlighting Calculation Field taken from sample HR Expenses Claim app

Screenshots taken from http://localhost:8080/jw/web/console/app/hr_expense/1/form/builder/hr_expense_claim

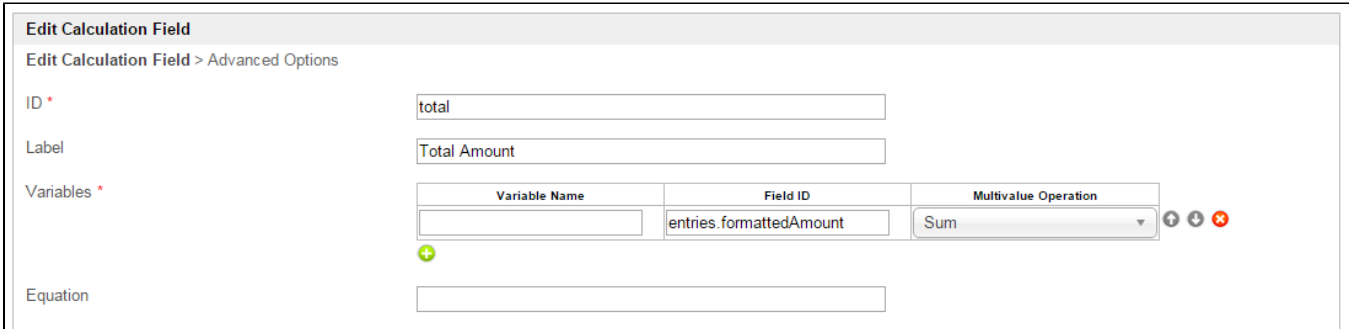







Figure 2: Calculation Field Properties

Name	Description
ID	Element ID (By declaring as "total", a corresponding database table column "c_total" will be created)
Label	Element Label to be displayed to end user.

Variables	<table border="1"> <thead> <tr> <th data-bbox="212 138 363 191">Name</th> <th data-bbox="363 138 859 191">Description</th> </tr> </thead> <tbody> <tr> <td data-bbox="212 191 363 470">Variable Name</td> <td data-bbox="363 191 859 470"> Declare a name to store current row equation result. <div data-bbox="375 254 847 443" style="border: 1px solid #ccc; padding: 5px; margin-top: 10px;"> <p> Examples</p> <ul style="list-style-type: none"> • subtotal • discountPercent • charges </div> </td> </tr> <tr> <td data-bbox="212 470 363 705">Field ID</td> <td data-bbox="363 470 859 705"> Form Field ID to retrieve. In the example above, we are summing at a specific column from a Form Grid. Form Grid ID: entries Column in Form Grid: formattedAmount Field ID to be filled in: entries.formattedAmount </td> </tr> <tr> <td data-bbox="212 705 363 871">Multivalue Operation</td> <td data-bbox="363 705 859 871"> <ul style="list-style-type: none"> • Sum • Avg • Min • Max </td> </tr> </tbody> </table>	Name	Description	Variable Name	Declare a name to store current row equation result. <div data-bbox="375 254 847 443" style="border: 1px solid #ccc; padding: 5px; margin-top: 10px;"> <p> Examples</p> <ul style="list-style-type: none"> • subtotal • discountPercent • charges </div>	Field ID	Form Field ID to retrieve. In the example above, we are summing at a specific column from a Form Grid. Form Grid ID: entries Column in Form Grid: formattedAmount Field ID to be filled in: entries.formattedAmount	Multivalue Operation	<ul style="list-style-type: none"> • Sum • Avg • Min • Max
Name	Description								
Variable Name	Declare a name to store current row equation result. <div data-bbox="375 254 847 443" style="border: 1px solid #ccc; padding: 5px; margin-top: 10px;"> <p> Examples</p> <ul style="list-style-type: none"> • subtotal • discountPercent • charges </div>								
Field ID	Form Field ID to retrieve. In the example above, we are summing at a specific column from a Form Grid. Form Grid ID: entries Column in Form Grid: formattedAmount Field ID to be filled in: entries.formattedAmount								
Multivalue Operation	<ul style="list-style-type: none"> • Sum • Avg • Min • Max 								
Equation	<p data-bbox="212 898 553 919">Arithmetic operation using the variables declared above.</p> <div data-bbox="212 940 1024 1150" style="border: 1px solid #ccc; padding: 10px; margin-top: 10px;"> <p> Example</p> <ul style="list-style-type: none"> • subtotal - (subtotal * discountPercent / 100) • subtotal - discountAmount • subtotal - charges (Correct) • subtotal-charges (Wrong) </div> <div data-bbox="212 1171 1024 1339" style="border: 1px solid #ccc; padding: 10px; margin-top: 10px;"> <p> Important Notes</p> <ul style="list-style-type: none"> • It is important to include spacing in between operators. • The position and spacing of all elements of an equation must be exactly as they are to appear in printed form. </div>								

Advanced Options

Edit Calculation Field > **Advanced Options**

Data

Validator

Format

Formatting Style *

Number of Decimal *

Prefix

Postfix

Use Thousand Separator?

UI

Hidden?

Display as Label?

Workflow

Workflow Variable

Figure 3: Calculation Field Properties - Advanced Options

Name	Description
Validator	Attach a Validator plugin to validate the input value. <div style="border: 1px solid #ccc; padding: 10px; margin-top: 10px;"> <p> When will validation takes place?</p> <p>Validation will takes place whenever form is submitted except when it is submitted as "Save as Draft".</p> </div>
Formatting Style	<ul style="list-style-type: none"> US Style Formatting (1,000.00) European Formatting (1.000,00)
Number of Decimal	Number of Decimal
Prefix	Prefix of the calculated value
Postfix	Postix of the calculated value
Use Thousand Separator?	Thousand Separator toggle.
Hidden?	Shows this element to the end user.
Display as Label?	Displays the value of the element as plain text.

Workflow Variable

If the form is part of a workflow process, upon saving of the form (by clicking on "Save as Draft" or "Complete" button). The value in this input field will be saved into the corresponding workflow variable named here.



Using a non-existent Workflow Variable name

You will get the following warning with the name printed out (e.g. status) in the server log if you attempt to map to a non-existent Workflow Variable.

```
context attribute status does not exist in process context - adding new attributes to the process context is not allowed
```