

Hash Variable

- [1 What is Hash Variable?](#)
- [2 Nested Hash Variable](#)
- [3 Escaping the Resultant Hash Variable](#)
- [4 List of Hash Variables](#)
 - [4.1 Workflow Assignment Hash Variable](#)
 - [4.2 Workflow Process Hash Variable](#)
 - [4.3 Current User Hash Variable](#)
 - [4.4 Date Hash Variable](#)
 - [4.5 Environment Variable Hash Variable](#)
 - [4.6 Form Data Hash Variable](#)
 - [4.7 Form Binder Hash Variable](#)
 - [4.8 App Definition Hash Variable](#)
 - [4.9 App Message Hash Variable \(Internationalization\)](#)
 - [4.10 Performer Hash Variable](#)
 - [4.11 Request Parameter Hash Variable](#)
 - [4.12 User Hash Variable](#)
 - [4.13 Userview Key Hash Variable](#)
 - [4.14 Workflow Variable Hash Variable](#)
 - [4.15 Request Hash Variable](#)
 - [4.16 Platform Hash Variable](#)
 - [4.17 Users Hash Variable](#)
 - [4.18 Bean Shell Hash Variable](#)
- [5 Hash Variables In Joget Marketplace](#)
- [6 Download Demo App](#)

What is Hash Variable?

Definition

Hash Variables gives users greater flexibility and freedom in accessing useful information or relevant run-time values from the system.

A hash variable is a special hash-escaped keyword that can be used in :

- Form Builder
- Datalist Builder
- Userview Builder
- Supported plugin configuration properties
- Activity name in Workflow Designer
- External Form URL when mapping an activity to an external form

to return the value of some useful runtime variables from Joget components.



To conveniently access the list of all hash variables available, use shortcut combination **Ctrl-Shift-3** in any of the components above.



Download the tutorial app on [Hash Variables](#) from [Joget Workflow Marketplace](#) to learn more about Hash Variable.

Nested Hash Variable

A **Hash Variable** can be used inside another **Hash Variable** to form a **Nested Hash Variable**.

The syntax for the inner Hash Variable is wrapped by a pair of {curly bracket}.

Syntax / Format

```
#prefix.{prefix.variableKey}#
```

Here's some examples:

Example

```
#date.{envVariable.dateFormat}#  
#user.{variable.username}.firstName#  
#form.tableChild.field1[{form.tableParent.childId}]#
```

Escaping the Resultant Hash Variable

The parsed/returned Hash Variable may cause incompatibility with the current context/environment such as syntax error in a script.

Therefore, one may pass in additional parameters into the hash variable declared to escape certain characters.

Before ending a hash variable with a hash "#", add a question mark "?" followed by the required format. You may include multiple by defining semicolon ";" separated values.

1. regex - Used to escape regular expression special characters
2. json - Used to escape JSON special characters
3. javascript - Used to escape Javascript special characters
4. html - Used to escape HTML special characters
5. xml - Used to escape XML special characters
6. java - Used to escape Java special characters
7. sql - Used to escape SQL special characters
8. url - Used to escape URL special characters
9. nl2br - Used to convert new line character to
 HTML tag
10. separator(SEPARATOR_CHARS) - Used to change the default separator ";" to the SEPARATOR_CHARS. eg. ?separator(,) resulted "abc, def" instead of "abc;def".

Example

```
#envVariable.script?java#  
#envVariable.script?nl2br;json#  
#form.table.users?separator(, )#
```

New Feature

nl2br and separator are new features in Joget Workflow v6.

List of Hash Variables

- [Workflow Assignment Hash Variable](#)
- [Workflow Process Hash Variable](#)
- [Current User Hash Variable](#)
- [Date Hash Variable](#)
- [Environment Variable Hash Variable](#)
- [Form Data Hash Variable](#)
- [Form Binder Hash Variable](#)
- [App Definition Hash Variable](#)
- [App Message Hash Variable \(Internationalization\)](#)
- [Performer Hash Variable](#)
- [Request Parameter Hash Variable](#)
- [User Hash Variable](#)
- [Userview Key Hash Variable](#)
- [Workflow Variable Hash Variable](#)
- [Request Hash Variable](#)
- [Platform Hash Variable](#)
- [Users Hash Variable](#)
- [Bean Shell Hash Variable](#)

Workflow Assignment Hash Variable

New

New attributes added in Joget Workflow v6.

- processDefldWithoutVersion
- appld

Name	Description
Prefix	assignment
Description	To get workflow activity information of the current assignment.
Attributes	<ul style="list-style-type: none">• #assignment.processId#• #assignment.processDefld#• #assignment.processDefldWithoutVersion#• #assignment.processName#• #assignment.processVersion#• #assignment.processRequesterId#• #assignment.appld#• #assignment.activityId#• #assignment.activityName#• #assignment.activityDefld#• #assignment.assignedId#
Scope of Use	<ul style="list-style-type: none">• Elements within and part of a Process.<ol style="list-style-type: none">1. Activity Name.2. Form mapped as part of process activity mapping.3. Email Tool configuration as part of process tool mapping.
Sample Attributes	To display the assignee's name: #user.{assignment.assignedId}.firstName# #user.{assignment.assignedId}.lastName#

Workflow Process Hash Variable

New Feature

This is a new feature in Joget Workflow v6.

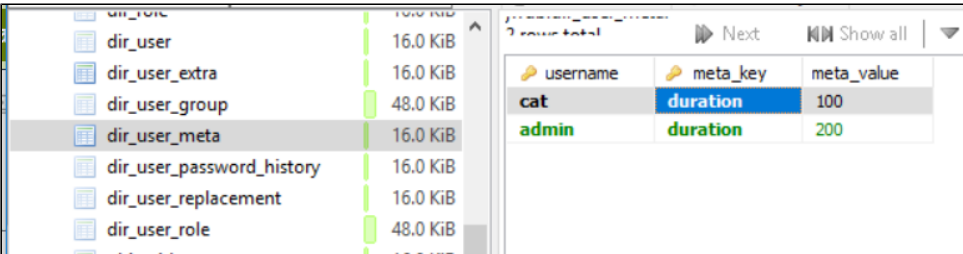
Name	Description
Prefix	process
Description	To retrieve information of a workflow process instance.

Attributes

- #process.appld#
 - #process.processId#
 - #process.processDefId#
 - #process.processDefIdWithoutVersion#
 - #process.processName#
 - #process.processVersion#
 - #process.processRequesterId#
 - #process.state#
 - #process.startedTime#
 - #process.limit#
 - #process.due#
 - #process.delay#
 - #process.delayInSeconds#
 - #process.finishTime#
 - #process.timeConsumingFromDateStarted#
 - #process.timeConsumingFromDateStartedInSeconds#
 - #process.activityInst.ACTIVITY_DEF_ID.instanceId#
 - #process.activityInst.ACTIVITY_DEF_ID.name#
 - #process.activityInst.ACTIVITY_DEF_ID.status#
 - #process.activityInst.ACTIVITY_DEF_ID.state#
 - #process.activityInst.ACTIVITY_DEF_ID.type#
 - #process.activityInst.ACTIVITY_DEF_ID.startedTime#
 - #process.activityInst.ACTIVITY_DEF_ID.limit#
 - #process.activityInst.ACTIVITY_DEF_ID.limitInSeconds#
 - #process.activityInst.ACTIVITY_DEF_ID.due#
 - #process.activityInst.ACTIVITY_DEF_ID.delay#
 - #process.activityInst.ACTIVITY_DEF_ID.delayInSeconds#
 - #process.activityInst.ACTIVITY_DEF_ID.finishTime#
 - #process.activityInst.ACTIVITY_DEF_ID.timeConsumingFromDateStarted#
 - #process.activityInst.ACTIVITY_DEF_ID.timeConsumingFromDateStartedInSeconds#
 - #process.activityInst.ACTIVITY_DEF_ID.performer#
 - #process.activityInst.ACTIVITY_DEF_ID.performerUser#
 - #process.activityInst.ACTIVITY_DEF_ID.assignmentUsers#
-
- #process.appld[PROCESS_INSTANCE_ID]#
 - #process.processDefId[PROCESS_INSTANCE_ID]#
 - #process.processDefIdWithoutVersion[PROCESS_INSTANCE_ID]#
 - #process.processName[PROCESS_INSTANCE_ID]#
 - #process.processVersion[PROCESS_INSTANCE_ID]#
 - #process.processRequesterId[PROCESS_INSTANCE_ID]#
 - #process.startedTime[PROCESS_INSTANCE_ID]#
 - #process.limit[PROCESS_INSTANCE_ID]#
 - #process.due[PROCESS_INSTANCE_ID]#
 - #process.delay[PROCESS_INSTANCE_ID]#
 - #process.delayInSeconds[PROCESS_INSTANCE_ID]#
 - #process.finishTime[PROCESS_INSTANCE_ID]#
 - #process.timeConsumingFromDateStarted[PROCESS_INSTANCE_ID]#
 - #process.timeConsumingFromDateStartedInSeconds[PROCESS_INSTANCE_ID]#
 - #process.activityInst.ACTIVITY_DEF_ID.instanceId[PROCESS_INSTANCE_ID]#
 - #process.activityInst.ACTIVITY_DEF_ID.name[PROCESS_INSTANCE_ID]#
 - #process.activityInst.ACTIVITY_DEF_ID.status[PROCESS_INSTANCE_ID]#
 - #process.activityInst.ACTIVITY_DEF_ID.state[PROCESS_INSTANCE_ID]#
 - #process.activityInst.ACTIVITY_DEF_ID.type[PROCESS_INSTANCE_ID]#
 - #process.activityInst.ACTIVITY_DEF_ID.startedTime[PROCESS_INSTANCE_ID]#
 - #process.activityInst.ACTIVITY_DEF_ID.limit[PROCESS_INSTANCE_ID]#
 - #process.activityInst.ACTIVITY_DEF_ID.limitInSeconds[PROCESS_INSTANCE_ID]#
 - #process.activityInst.ACTIVITY_DEF_ID.due[PROCESS_INSTANCE_ID]#
 - #process.activityInst.ACTIVITY_DEF_ID.delay[PROCESS_INSTANCE_ID]#
 - #process.activityInst.ACTIVITY_DEF_ID.delayInSeconds[PROCESS_INSTANCE_ID]#
 - #process.activityInst.ACTIVITY_DEF_ID.finishTime[PROCESS_INSTANCE_ID]#
 - #process.activityInst.ACTIVITY_DEF_ID.timeConsumingFromDateStarted[PROCESS_INSTANCE_ID]#
 - #process.activityInst.ACTIVITY_DEF_ID.timeConsumingFromDateStartedInSeconds[PROCESS_INSTANCE_ID]#
 - #process.activityInst.ACTIVITY_DEF_ID.performer[PROCESS_INSTANCE_ID]#
 - #process.activityInst.ACTIVITY_DEF_ID.performerUser[PROCESS_INSTANCE_ID]#
 - #process.activityInst.ACTIVITY_DEF_ID.assignmentUsers[PROCESS_INSTANCE_ID]#


Scope of Use	<ul style="list-style-type: none"> Elements within and part of a Process. <ol style="list-style-type: none"> Activity Name. Form mapped as part of process activity mapping. Email Tool configuration as part of process tool mapping.
Sample Attributes	To display the performer username of an activity instance of a process instance: #process.activityInst.assign.performerUser[[assignment.processId]]#

Current User Hash Variable

Name	Description									
Prefix	currentUser									
Description	To retrieve currently logged in user information.									
Attributes	<ul style="list-style-type: none"> #currentUser.id# #currentUser.username# #currentUser.firstName# #currentUser.lastName# #currentUser.email# #currentUser.active# #currentUser.timeZone# <p>In Joget Enterprise edition, these additional attributes are available:-</p> <p>User Meta</p> <ul style="list-style-type: none"> #currentUser.meta.KEY# To read additional user meta data stored in dir_user_meta table. Example: #currentUser.meta.duration#.  <p>The screenshot shows a file explorer on the left with a list of files including 'dir_user', 'dir_user_extra', 'dir_user_group', 'dir_user_meta', 'dir_user_password_history', 'dir_user_replacement', and 'dir_user_role'. On the right, a query result table is displayed with the following data:</p> <table border="1"> <thead> <tr> <th>username</th> <th>meta_key</th> <th>meta_value</th> </tr> </thead> <tbody> <tr> <td>cat</td> <td>duration</td> <td>100</td> </tr> <tr> <td>admin</td> <td>duration</td> <td>200</td> </tr> </tbody> </table>	username	meta_key	meta_value	cat	duration	100	admin	duration	200
username	meta_key	meta_value								
cat	duration	100								
admin	duration	200								
	<p>New Feature</p> <p>This is a new feature in Joget Workflow v6.</p>									
	<p>Employment</p> <ul style="list-style-type: none"> #currentUser.employee.code# #currentUser.employee.jobTitle# #currentUser.employee.isHod# <p>HOD</p> <ul style="list-style-type: none"> #currentUser.hod.username# #currentUser.hod.firstName# #currentUser.hod.lastName# #currentUser.hod.email# #currentUser.hod.active# #currentUser.hod.timeZone# <p>Organization</p> <ul style="list-style-type: none"> #currentUser.organization.id# #currentUser.organization.name# #currentUser.organization.description# 									

	<p>Department</p> <ul style="list-style-type: none"> • #currentUser.department.id# • #currentUser.department.name# • #currentUser.department.description# <p>Department HOD</p> <ul style="list-style-type: none"> • #currentUser.department.hod.username# • #currentUser.department.hod.firstName# • #currentUser.department.hod.lastName# • #currentUser.department.hod.email# • #currentUser.department.hod.active# • #currentUser.department.hod.timeZone# <p>Grade</p> <ul style="list-style-type: none"> • #currentUser.grade.id# • #currentUser.grade.name# • #currentUser.grade.description# <p>Group</p> <ul style="list-style-type: none"> • #currentUser.groups.id# • #currentUser.groups.name#
Scope of Use	<ul style="list-style-type: none"> • All components within the App.

Date Hash Variable

Name	Description
Prefix	date
Description	<p>To get date time according to a specified format.</p> <div style="border: 1px solid #ccc; padding: 10px; margin-top: 10px;"> <p> Localization</p> <p>In Joget Workflow v5, the returned value would follow current logged in user's timezone. If user's information is not available, then it will use server's timezone.</p> </div>

Attributes	<ul style="list-style-type: none"> • #date.<i>dateFormat</i># • #date.dateUnit[+]<i>integerValue</i>.<i>dateFormat</i># <div style="border: 1px solid #ccc; padding: 10px; margin: 10px 0;"> <p>i Options</p> <p><i>dateFormat</i></p> <ul style="list-style-type: none"> • In Java date format; e.g., yyyy-MM-dd for 2011-06-01 <p><i>dateUnit</i></p> <ul style="list-style-type: none"> • YEAR • MONTH • DAY <p><i>integerValue</i></p> <ul style="list-style-type: none"> • Numeric integer value. E.g. 10 </div> <ul style="list-style-type: none"> • #date.DATE_FORMAT_TO[INPUT_DATE_VALUE INPUT_VALUE_FORMAT]# • #date.dateUnit[+]<i>integerValue</i>.DATE_FORMAT_TO[INPUT_DATE_VALUE INPUT_VALUE_FORMAT]# <div style="border: 1px solid #ccc; padding: 10px; margin: 10px 0;"> <p>i INPUT_DATE_VALUE accepts any date value and even nested hash variables, e.g: form data hash variable. See example in sample attributes below.</p> <p>INPUT_VALUE_FORMAT is the INPUT_DATE_VALUE original format.</p> <p>DATE_FORMAT_TO defines the format to change to.</p> </div> <div style="background-color: #e6e6fa; padding: 5px; margin: 10px 0;"> <p>New Feature</p> </div> <div style="border: 1px solid #800080; padding: 5px; margin: 10px 0;"> <p>This is a new feature in Joget Workflow v6.</p> </div> <p>The above date hash with format control will use the login user's time zone setting and automatically adjust the date and time. If the user's time zone setting is blank, it will revert to the System Settings "System Time Zone" property. If you want to perform a date formatting without using the time zone value, download and import the Date Formatter Hash Variable plugin from Joget Marketplace.</p>
Scope of Use	<ul style="list-style-type: none"> • All components within the App.
Sample Attributes	<pre>#date.h:mm a# // shows current time of 12:08 PM</pre> <pre>#date.EEE,d MMM yyyy h:mm:ss a# // shows current date time of Wed, 4 Jul 2014 12:08:56 PM</pre> <pre>#date.DAY+7.EEE,d MMM yyyy h:mm:ss a# // Add 7 days on top of current date time - Wed, 11 Jul 2014 12:08:56 PM</pre> <pre>#date.DAY-1.EEE,d MMM yyyy h:mm:ss a# // Minus 1 days on top of current date time - Wed, 3 Jul 2014 12:08:56 PM</pre> <pre>#date.dd-MM-yyyy[[form.j_expense_claim.title] yyyy-MM-dd]# // Retrieves date from j_expense_claim table, form field title, changes its origin format of yyyy-MM-dd to dd-MM-yyyy.</pre>

Environment Variable Hash Variable

Name	Description
Prefix	envVariable
Description	To retrieve Environment Variable value. Learn more about Environment Variables .
Attributes	<ul style="list-style-type: none"> • #envVariable. <i>keyName</i> #
Scope of Use	<ul style="list-style-type: none"> • Anywhere within the Joget app itself. (i.e. Process, Process Tool, Form, List, Userview)

Sample Attributes	#envVariable.smtpServer# #envVariable.smtpPort#
-------------------	--

Form Data Hash Variable

Name	Description
Prefix	form
Description	To get field value from form table .
Attributes	<ul style="list-style-type: none"> • #form. <i>tableName</i> . <i>fieldId</i> # • #form. <i>tableName</i> . <i>fieldId</i> [recordId]# (Available in 3.1 and above)
Scope of Use	<ul style="list-style-type: none"> • In a Process Tool part of a Process. • In a Form. • In a process design.
Sample Attributes	<pre>#form.registration.registeredDate# //will use the current record ID #form.registration.registeredDate[0001]# //0001 is the record ID to seek for #form.registration.registeredDate[{variable.recordId}]# //using nested Hash Variable with curly bracket.</pre>

Form Binder Hash Variable

New Feature
This is a new feature in Joget Workflow v6.

Name	Description
Prefix	binder
Description	<p>To get field value or field value label from the binder of a form via its form definition id .</p> <p>The 'binder' prefix retrieves the field value, while the 'binder.options' prefix retrieves the lookup field (eg. select box, checkbox & radio button) option label.</p> <p>The field value or field value label can also be obtained from other apps by including the APP_ID, else it uses the current app context.</p> <p>By providing the PRIMARY_KEY argument, field value or field value label from a different record can be retrieved, else data from the current record id is retrieved instead.</p>
Attributes	<ul style="list-style-type: none"> • #binder.APP_ID.FORM_DEF_ID.FIELD_ID# • #binder.APP_ID.FORM_DEF_ID.FIELD_ID[PRIMARY_KEY]# • #binder.FORM_DEF_ID.FIELD_ID# • #binder.FORM_DEF_ID.FIELD_ID[PRIMARY_KEY]# • #binder.options.APP_ID.FORM_DEF_ID.FIELD_ID# • #binder.options.APP_ID.FORM_DEF_ID.FIELD_ID[PRIMARY_KEY]# • #binder.options.FORM_DEF_ID.FIELD_ID# • #binder.options.FORM_DEF_ID.FIELD_ID[PRIMARY_KEY]#
Scope of Use	<ul style="list-style-type: none"> • In a Process Tool part of a Process. • In a Form. • In a process design.

Sample Attributes	#binder.addCard.title# #binder.cardViewer.addCard.title# #binder.cardViewer.addCard.title[b30bce20-c0a82095-14976e70-fded1735]# #binder.options.addCard.title# #binder.options.cardViewer.addCard.title# #binder.options.cardViewer.addCard.title[b30bce20-c0a82095-14976e70-fded1735]#
-------------------	--

App Definition Hash Variable

New Feature

This is a new feature in Joget Workflow v6.

Name	Description
Prefix	appDef
Description	To retrieve App Definition information
Attributes	<ul style="list-style-type: none"> • #appDef.appId# • #appDef.dateCreated# • #appDef.dateModified# • #appDef.version# • #appDef.license# • #appDef.name# • #appDef.published# • #appDef.description# (Properties & Export > Notes)
Scope of Use	<ul style="list-style-type: none"> • All components within the App.
Sample Attributes	To display the app definition name: #appDef.name#

App Message Hash Variable (Internationalization)

Name	Description
Prefix	i18n
Description	To support language localization on application level.
Attributes	<ul style="list-style-type: none"> • #i18n.<i>keyName</i> #
Scope of Use	<ul style="list-style-type: none"> • All components within the App.

Sample #i18n.logout#

Attributes

Version 1 Published

Notes Environment Variable Message Plugin Default Properties

Filter By Locale Search

Key	Locale	Message
logout	zh_CN	退出

简单Simple App
Click to edit

#i18n.welcome# #date.EEE, d MMM yyyy# #i18n.logout#

菜单

简单Simple App
你好 星期二, 13 十月 2015 退出

Example Please see [Add Message](#).

Performer Hash Variable

Name	Description
Prefix	performer
Description	To get user information of the performer of an activity.
Attributes	<ul style="list-style-type: none"> • #performer.<i>activityDefId</i>.id# • #performer.<i>activityDefId</i>.username# • #performer.<i>activityDefId</i>.firstName# • #performer.<i>activityDefId</i>.lastName# • #performer.<i>activityDefId</i>.email# • #performer.<i>activityDefId</i>.active# • #performer.<i>activityDefId</i>.timeZone#
Scope of Use	<ul style="list-style-type: none"> • Elements within and part of a Process. <ol style="list-style-type: none"> 1. Activity Name. 2. Form mapped as part of process activity mapping. 3. Email Tool configuration as part of process tool mapping. <p> To get activityDefId (activity definition ID), mouseover the activity name in the Activity Mapping tab (Workflow Management Console); there will be an overlay showing the ID.</p> <p> The activity chosen must had already been performed.</p>
Sample Attributes	<ul style="list-style-type: none"> • #performer.runProcess.firstName# • #performer.submitLeave.firstName#

Request Parameter Hash Variable

Name	Description
Prefix	requestParam
Description	To access request parameter values.

Attributes	<ul style="list-style-type: none"> ● #requestParam.parameterName[separator]# ● Separator (, or ;) can be indicated if requestParam is used in datalist filter with multiple values, to define the separator character in data output. Comma "," is used as default if no separator is indicated in cases of multiple values.
Scope of Use	<ul style="list-style-type: none"> ● All components within the App.
Sample Attributes	<ul style="list-style-type: none"> ● #requestParam.key# can be used specifically to obtain Userview Key value. ● #requestParam.name[;]# to indicate 'name' variable will store multiple values separated by semicolon. For example, this SQL statement "select * from expenses where title in (#requestParam.title[;])#" will be translated to "select * from expenses where title in (a,b,c)" to cater for multiple values in "where-in" statement. ● In a Userview page, one may access the following attributes. <ul style="list-style-type: none"> ● #requestParam.key# ● #requestParam.userviewId# ● #requestParam.menuId# ● #requestParam.appId# ● #requestParam.primaryKey# can be used to retrieve the value passed into Ajax Subforms. For example, when a select box is selected, the id value will be passed into the Ajax Subform and you can use the #requestParam.primaryKey# in JDBC SQL Where clause.

User Hash Variable

Name	Description
Prefix	user
Description	To get user information based on username .
Attributes	

- #user. *username* .id#
- #user. *username* .username#
- #user. *username* .firstName#
- #user. *username* .lastName#
- #user. *username* .email#
- #user. *username* .active#
- #user. *username* .timeZone#

In Joget Enterprise edition, these additional attributes are available:-

User Meta

- #user. *username* .meta.*KEY*#

To read additional user meta data stored in **dir_user_meta** table.

Example: #user.cat.meta.duration# will return the value "100".

The screenshot shows a file explorer on the left with the following files and sizes:

dir_user	16.0 KiB
dir_user_extra	16.0 KiB
dir_user_group	48.0 KiB
dir_user_meta	16.0 KiB
dir_user_password_history	16.0 KiB
dir_user_replacement	16.0 KiB
dir_user_role	48.0 KiB

On the right, a data table is shown with the following content:

username	meta_key	meta_value
cat	duration	100
admin	duration	200

Organization

- #user. *username* .organization.id#
- #user. *username* .organization.name#
- #user. *username* .organization.description#

Department

- #user. *username* .department.id#
- #user. *username* .department.name#
- #user. *username* .department.description#

Grade

- #user. *username* .grade.id#
- #user. *username* .grade.name#
- #user. *username* .grade.description#
- #user. *username* .grade.organizationId#

HOD

- #user. *username* .hod.username#
- #user. *username* .hod.firstName#
- #user. *username* .hod.lastName#
- #user. *username* .hod.email#
- #user. *username* .hod.active#
- #user. *username* .hod.timeZone#

Group

- #user. *username* .groups.id#
- #user. *username* .groups.name#

Employment

- #user. *username* .employee.code#
- #user. *username* .employee.jobTitle#
- #user. *username* .employee.isHod#

Department HOD

- #user. *username* .department.hod.username#
- #user. *username* .department.hod.firstName#
- #user. *username* .department.hod.lastName#
- #user. *username* .department.hod.email#
- #user. *username* .department.hod.active#
- #user. *username* .department.hod.timeZone#

Scope of Use	<ul style="list-style-type: none"> All components within the App.
Sample Attributes	<ul style="list-style-type: none"> #user.admin.email# #user.cat.firstName# #user.(requestParam.username).email# to retrieve the email address of the user passed via url parameter

Userview Key Hash Variable

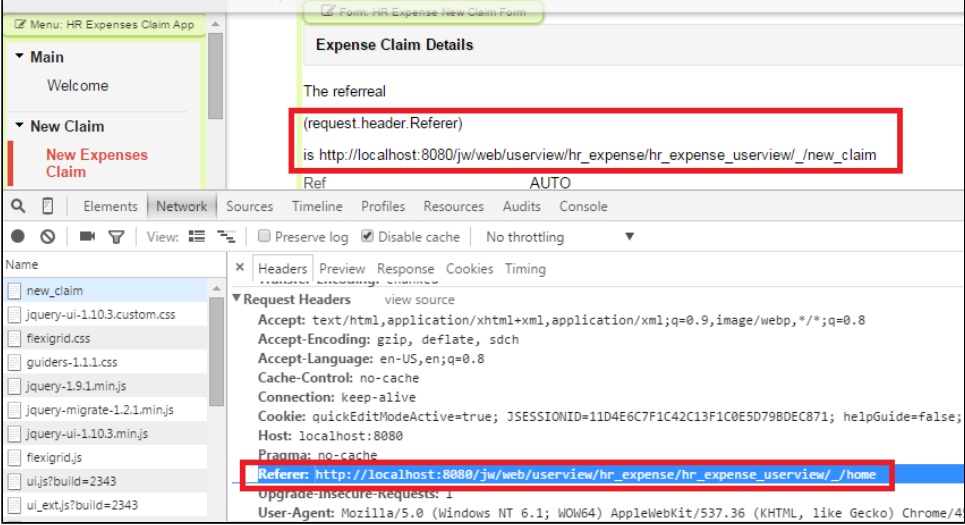
Name	Description
Prefix	userviewKey
Description	<p>Userview Key Hash Variable is used solely for the purpose of accessing the current Userview key's value.</p> <p>Typical use case for this hash variable are:-</p> <ul style="list-style-type: none"> Filtering a Datalist based on Userview Key. Preloading certain form data field (e.g. subform) in a Form or Form part of a process flow based on Userview Key.
Attributes	<ul style="list-style-type: none"> #userviewKey#
Scope of Use	<ul style="list-style-type: none"> Datalist Binder SQL Chart Userview Menu

Workflow Variable Hash Variable

Name	Description
Prefix	variable
Description	To get the value of a workflow variable in a Process Flow.
Attributes	<ul style="list-style-type: none"> #variable. <i>variableName</i> #
Scope of Use	<ul style="list-style-type: none"> Elements within and part of a Process. <ol style="list-style-type: none"> Activity Name. Form mapped as part of process activity mapping. Email Tool configuration as part of process tool mapping.
Sample Attributes	#variable.approvalStatus#

Request Hash Variable

Name	Description
Prefix	request
Description	To get the value from the current HttpServletRequest object of the page view.

Attributes	<ul style="list-style-type: none"> • #request.characterEncoding# • #request.contextPath# • #request.header.NAME# , where NAME is the custom header name. • #request.locale# • #request.method# • #request.pathInfo# • #request.protocol# • #request.queryString# • #request.remoteAddr# • #request.requestURI# • #request.requestURL# • #request.requestedSessionId# • #request.scheme# • #request.serverName# • #request.serverPort# • #request.servletPath#
Scope of Use	<ul style="list-style-type: none"> • All components within the App where there is valid HttpServletRequest object. Such object will not be available in background activity such as in Process Tool triggered as a result of Deadlines.
Sample Attributes	 <p>To retrieve the "Referer" header attribute value in the screenshot above, one may use the following hash variable.</p> <div data-bbox="267 1297 1477 1434" style="border: 1px solid #ccc; padding: 10px;"> <p>Hash Variable</p> <pre>#request.header.Referer#</pre> </div>

Platform Hash Variable

New Feature

This is a new feature in Joget Workflow v6.

Name	Description
Prefix	platform
Description	To retrieve platform specific information.

Attributes	<ul style="list-style-type: none"> ● #platform.name# ● #platform.version# ● #platform.jdbcDriver# ● #platform.setting.dataFilePath# ● #platform.setting.deadlineCheckerInterval# ● #platform.setting.defaultUserView# ● #platform.setting.fileSizeLimit# ● #platform.setting.landingPage# ● #platform.setting.systemDateFormat# ● #platform.setting.systemLocale# ● #platform.setting.systemTimeZone# <p>In Joget Enterprise edition, these additional attributes are available:-</p> <ul style="list-style-type: none"> ● #platform.license.name# ● #platform.license.holder# ● #platform.license.users# ● #platform.license.appLimit# ● #platform.license.expiry# ● #platform.license.activated# ● #platform.systemKey#
Scope of Use	<ul style="list-style-type: none"> ● All components within the App.

Users Hash Variable

New Feature
This is a new feature in Joget Workflow v6.

Name	Description
Prefix	users
Description	To retrieve information of all the users in the selected group, grade, department and organization. Multiple results will be separated by semicolon.
Attributes	<ul style="list-style-type: none"> ● #users.group.GROUP_ID.username# ● #users.group.GROUP_ID.firstName# ● #users.group.GROUP_ID.lastName# ● #users.group.GROUP_ID.fullName# ● #users.group.GROUP_ID.email# <ul style="list-style-type: none"> ● #users.grade.GRADE_ID.username# ● #users.grade.GRADE_ID.firstName# ● #users.grade.GRADE_ID.lastName# ● #users.grade.GRADE_ID.fullName# ● #users.grade.GRADE_ID.email# <ul style="list-style-type: none"> ● #users.department.DEPARTMENT_ID.username# ● #users.department.DEPARTMENT_ID.firstName# ● #users.department.DEPARTMENT_ID.lastName# ● #users.department.DEPARTMENT_ID.fullName# ● #users.department.DEPARTMENT_ID.email# <ul style="list-style-type: none"> ● #users.organization.ORGANIZATION_ID.username# ● #users.organization.ORGANIZATION_ID.firstName# ● #users.organization.ORGANIZATION_ID.lastName# ● #users.organization.ORGANIZATION_ID.fullName# ● #users.organization.ORGANIZATION_ID.email#
Scope of Use	<ul style="list-style-type: none"> ● All components within the App.

Sample Attributes	<p>To return all the users in the current user's groups id:</p> <ul style="list-style-type: none"> • #users.group.{currentUser.groups.id}.fullName# • #users.department.D-005.username# • #users.group.G-001.email#
-------------------	--

Bean Shell Hash Variable

New Feature
This is a new feature in Joget Workflow v6.

Name	Description
Prefix	beanshell
Description	Using environment variable to execute bean shell script. Passing parameter using URL query string syntax.
Attributes	<ul style="list-style-type: none"> • #beanshell.ENVIRONMENT_VARIABLE# • #beanshell.ENVIRONMENT_VARIABLE[PARAMETERS_URL_QUERY_STRING]#
Scope of Use	<ul style="list-style-type: none"> • All components within the App.
Sample Attributes	<p>To execute a script stored in "welcome" environment variable with parameter "username" and "dept":</p> <pre> if (username != null && username.length == 1 && !username[0].isEmpty()) { return "Welcome " + username[0] + " (" + dept[0] + "),"; } else { return ""; } </pre> <ul style="list-style-type: none"> • #beanshell.welcome[username={currentUser.username?url}&dept={currentUser.department.name?url}]#
Related Tutorials	<ul style="list-style-type: none"> • Add Signature Form Element as Image into Email Content

Hash Variables In Joget Marketplace

- [Date Formatter Hash Variable](#)
- [Signature Hash Variable Plugin](#)
- [Property Hash Variable Plugin](#)

Download Demo App

- [Tutorial App: Hash Variable](#)