

Bean Shell Form Binder

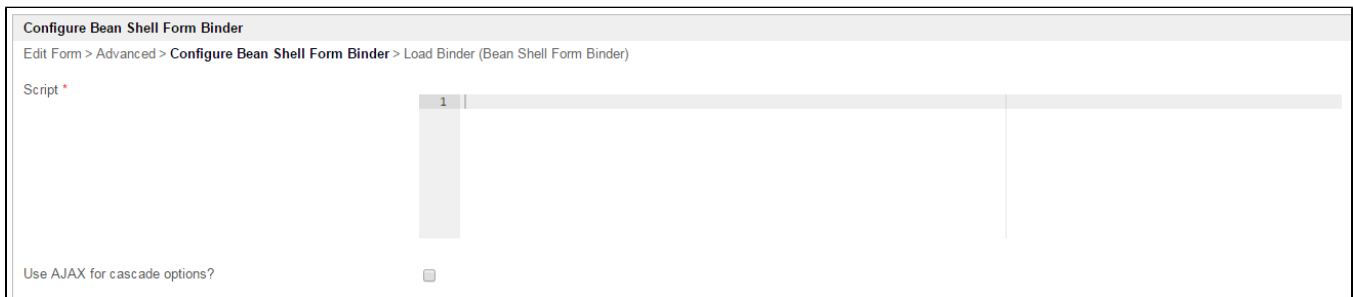
- [Introduction](#)
- [Bean Shell Form Binder Properties](#)
 - [Configure Bean Shell Form Binder](#)
 - [Form Options Caching](#)
- [Example](#)

Introduction

Do You Know?



Bean Shell Form Binder works as [Options Binder](#) too.

Bean Shell Form Binder allows you to dictate how Form Data should be loaded and stored.




Bean Shell Form Binder Properties

Configure Bean Shell Form Binder

Name	Description	Screen (Click to view)
Script	A script in Java. See Bean Shell Programming Guide for example.	
Use AJAX for cascade options?	When checked, this allows these fields to dynamically load available options based on the other field value (grouping column) when dealing with a tremendous amount of selections. Read more at Ajax Cascading Drop-Down List . <div style="border: 1px solid #ccc; padding: 5px; margin-top: 10px;">  Not applicable to Form Binder. Only available when used as an Options Binder. </div>	

Form Options Caching

Name	Description	Screen (Click to view)
Sync Cache Interval	How often to activate cache synchronization (in seconds). For example, when set to 180 seconds, background synchronization in the server will take place every 180 seconds to refresh with the new/latest data.	
Pause sync after idle	How long to wait to pause synchronization after idle.	

**Tip**

For example, this may be used in conjunction with User Option Binder to return all the users into a dropdown selection. If the users' records are large (in the ten of thousands), it is recommended to set the "Pause sync after idle" to a larger value and the sync will continue to update the cache in the background. If the dropdown selections are unlikely to change in a very short interval, it is recommended to set the "Sync Cache Interval" to a larger value too so that the server does not perform a new cache again in a short span of time.

Example

Sample Load Binder that will populate a field with id "description" with the value "hello world"

Update Account Process - Activity 1

Section

Description

[Save As Draft](#) [Complete](#)

[Print](#)

```
import org.joget.apps.form.model.*;

FormRowSet f = new FormRowSet();
FormRow r1 = new FormRow();
r1.put("description", "hello world");
f.add(r1);

return f;
```