






List Grid

List Grid is a grid table that populates its data from a Datalist.

Contact Details

Accounts

ID	Account Name	
001	John Woo	 
002	Melissa Lee	 



Full Name *

Last Name

Address Available

No ▾

Photo

Browse_

Submit

Cancel

Figure 1: List Grid in New Contact Form in the CRM App

Automation

5)

)

st (0)

ty

ESS

Approval

Add Entry

[close]

Account Details

Account ID *001

Account Name *John Woo

Address Details

Address

City

State

Country

Submit

Logout

Print

Figure 2: Editing Record in List Grid

Contact Details

Accounts

ID

+

Full Name *

Last Name

Address Available

Photo

Address Details

Address

ADVANCED: JSON Definition

© 2017

Property Editor

[close]

Edit List Grid

Edit List Grid > UI > Choose Load Binder > Choose Store Binder

ID *

account

Label

Accounts

Data List *

Account Listing

Columns

Value	Label	Editable	Format Type	Format	Width
id	ID	No	Text		
accountName	Account Nam	No	Text		

+

Unique Column

id

Form to Edit Row

Account Form

Read-only

☐

< Prev

Next >

OK

Cancel

Figure 3: Properties of List Grid

ID	ID of the element
Label	Label of the element
Data List	Data List to populate the element
Columns	Columns to show in the grid. The column "value" must match the column ID in the Datalist.
Unique Column	Primary key
Form to Edit Row	Selects the form to edit row
Read-only	Determines if the element is editable

List Grid may be configured to use its own defined Load and Store binder. By default, data will be stored in the form field defined.

The following is the sample data stored in JSON:

```
[
  {
    "id": "001",
    "state": "2",
    "accountName": "John Woo",
    "address": "2, Park Avenue",
    "state": "2",
    "country": "local",
    "city": "1"
  },
  {
    "id": "002",
    "accountName": "Melissa Lee",
    "state": "",
    "country": ""
  }
]
```