


Multi Paged Form

Multi Paged Form enables one to incorporate **multiple forms in one single form**, in a simple and elegant way.



Notable Improvement over Joget Workflow v4

1. Detailed validation errors retained when switching to the tab with validation errors.
2. Mobile version support is added in Joget Workflow v5.

Section

Page 1 ➤ Page 2

Expense Claim Details

Ref

AUTO

Title *

Submitted By

Admin Admin

Note: The title should appear in this format, example, Jan 06

Password

Prev

Next

Figure 1: Screenshot highlighting Multi Paged Form element in Form Builder

Edit Multi Paged Form

Edit Multi Paged Form > Number of Pages (2) > Advanced Options

ID *

field1

Label

Number of Pages

2

Figure 2: Multi Paged Form Properties

Name	Description
ID	Element ID
Label	Element Label to be displayed to end user.
Number of Pages	Number of pages to be presented in Integer

Page 1

Edit Multi Paged Form > Page 1 > Page 2 > Advanced Options

General

Label *

Page 1

Form *

Readonly?

☐

Data Linkage & Validation

Parent Form Field to keep Child Form ID

page1_key


Child Form Field to keep Parent Form ID

Validate when change page

☒

Figure 3: Multi Paged Form Properties - Page

Name	Description
Label	Page name displayed in the form of breadcrumb or tab, depending on its setting in the UI
Form	Target Form
Readonly?	Determines if the page is editable
Parent Form Field to keep Child Form ID	ID of the field in the parent form to store the page's primary key. Page data will be loaded based on the record ID retrieved from this field.
Child Form Field to keep Parent Form ID	ID of the field in the page form to store the parent form's primary key
Validate when change page	Performs validation on page change if checked



Important Note about Parent Form Field to keep Child Form ID

This field must be specified if the individual form is not storing into the same table as the parent form.

Field specified does not need to be first created in the parent form.

Advanced Options

Edit Multi Paged Form > Number of Pages (2) > Advanced Options

Data Storing

Partially store form when page changed?

☐

UI

Display Mode

Wizard

Previous Button Label

Prev

Next Button Label

Next


Only enable submit button on last page?

☐

CSS

Figure 4: Multi Paged Form Properties - Advanced Options

Name	Description
Partially store form when page changed?	Partially store form when user navigates between pages.

Store main form data when partial storing is enabled?	<div>Store main form data when partial storing is enabled.</div> <div> This option is available when "Partially store form when page changed?" is enabled.</div>
Display Mode	Determines if the multi-paged form will be displayed in wizard or tabs.
Previous Button Label	Previous Button Label.
Next Button Label	Next Button Label.
Only enable submit button on last page?	If checked, all of the pages' forms must be completed before form submission or task completion.
CSS	Custom CSS implementation.