

Time Picker

Time Picker is a standard text field with add-on script that enables it to collect time-format input.

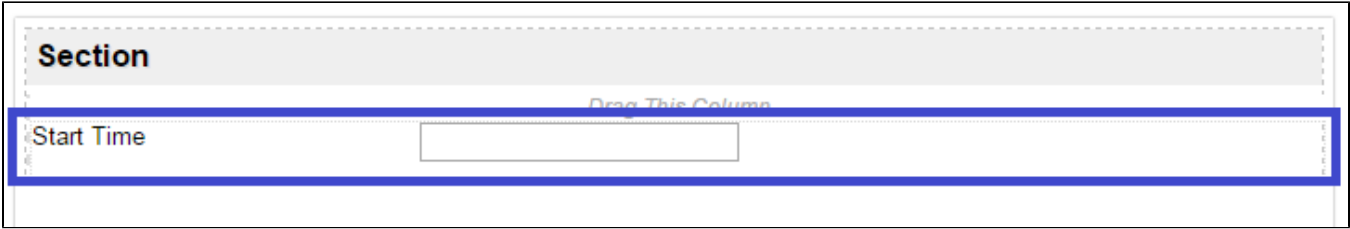


Figure 1: Time Picker in Form Builder

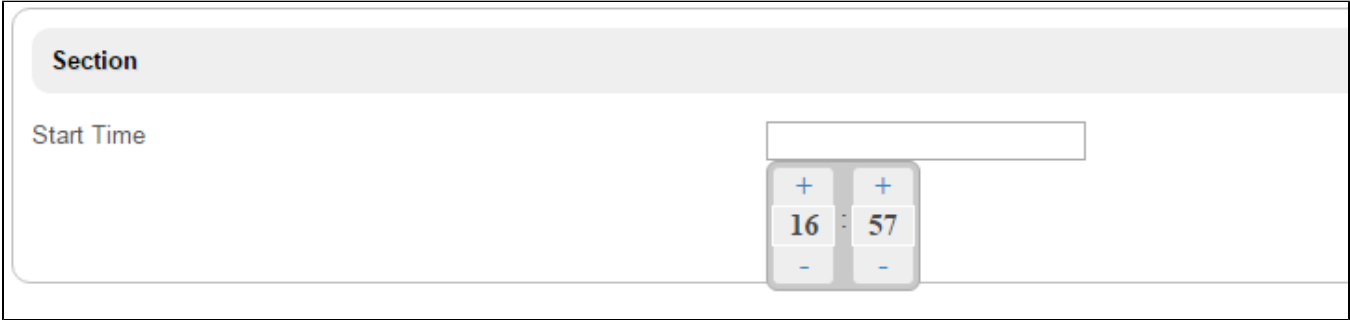


Figure 2: Time Picker in actual form

Edit Time Picker

Edit Time Picker > Advanced Options

ID *

start_time

Label *

Start Time

Figure 3: Time Picker Properties

Name	Description
ID	Element ID (By declaring as "start_time", a corresponding database table column "c_start_time" will be created)
Label	Element Label to be displayed to end user.

Advanced Options

Edit Time Picker > Advanced Options

Data

Default Value

24 Hours Format

☒

Validation

Validator

UI

Readonly

☐



Display field as Label when readonly?

☐

Workflow

Workflow Variable

Figure 4: Time Picker Properties - Advanced Options

Name	Description
Default Value	<p>Default Value when there's no existing value found.</p> <p>Hash variable is accepted here.</p>
24 Hours Format	24 Hours Format
Validator	<p>Attach a Validator plugin to validate the input value.</p> <div><div></div><div>When will validation takes place? Validation will takes place whenever form is submitted except when it is submitted as "Save as Draft".</div></div>
Readonly	Determines if the element is editable.
Display field as Label when readonly?	Displays the value of the element as plain text when element is set to "Readonly".
Workflow Variable	<p>If the form is part of a workflow process, upon saving of the form (by clicking on "Save as Draft" or "Complete" button). The value in this input field will be saved into the corresponding workflow variable named here.</p> <div><div></div><div>Using a non-existent Workflow Variable name You will get the following warning with the name printed out (e.g. status) in the server log if you attempt to map to a non-existent Workflow Variable.<div><code>context attribute status does not exist in process context - adding new attributes to the process context is not allowed</code></div></div></div>