



Datasource & Profile


Joget is backed with [Hibernate](#) which enables it to connect to major RDBMS (Relational Database Management System). Out of the box, the Joget installer comes embedded with MySQL DBMS but it may be connected to other RDBMS easily such as **Microsoft SQL Server, Oracle**, and so on.


Datasource & Profile Settings management makes it easy for you to switch between different profiles that hold individual database settings. Only one active profile is allowed at any time.


 **JOGET WORKFLOW ENTERPRISE**


[Home](#) [Inbox](#) [Profile \(admin\)](#)


 **System Settings**

 General Settings




 **Datasource & Profile**

 Directory Manager

 Manage Plugins

 Manage Messages

Select Profile

default   

Driver Name

com.mysql.jdbc.Driver

URL

jdbc:mysql://localhost:3306/jwdb?characterEncoding=UTF-8

User

root

Password




  New Profile Name

Figure 1: Datasource & Profile

Name	Description
Select Profile	Profile selection for saved database profile
Driver Name	Database driver class path
URL	JDBC connection string
User	Database credential - Username
Password	Database credential - Password

 **Supported Databases**

By default, Joget is preloaded with MySQL, Oracle, and Microsoft SQL server JDBC drivers. You may add in other libraries as needed.