

# HTML Code

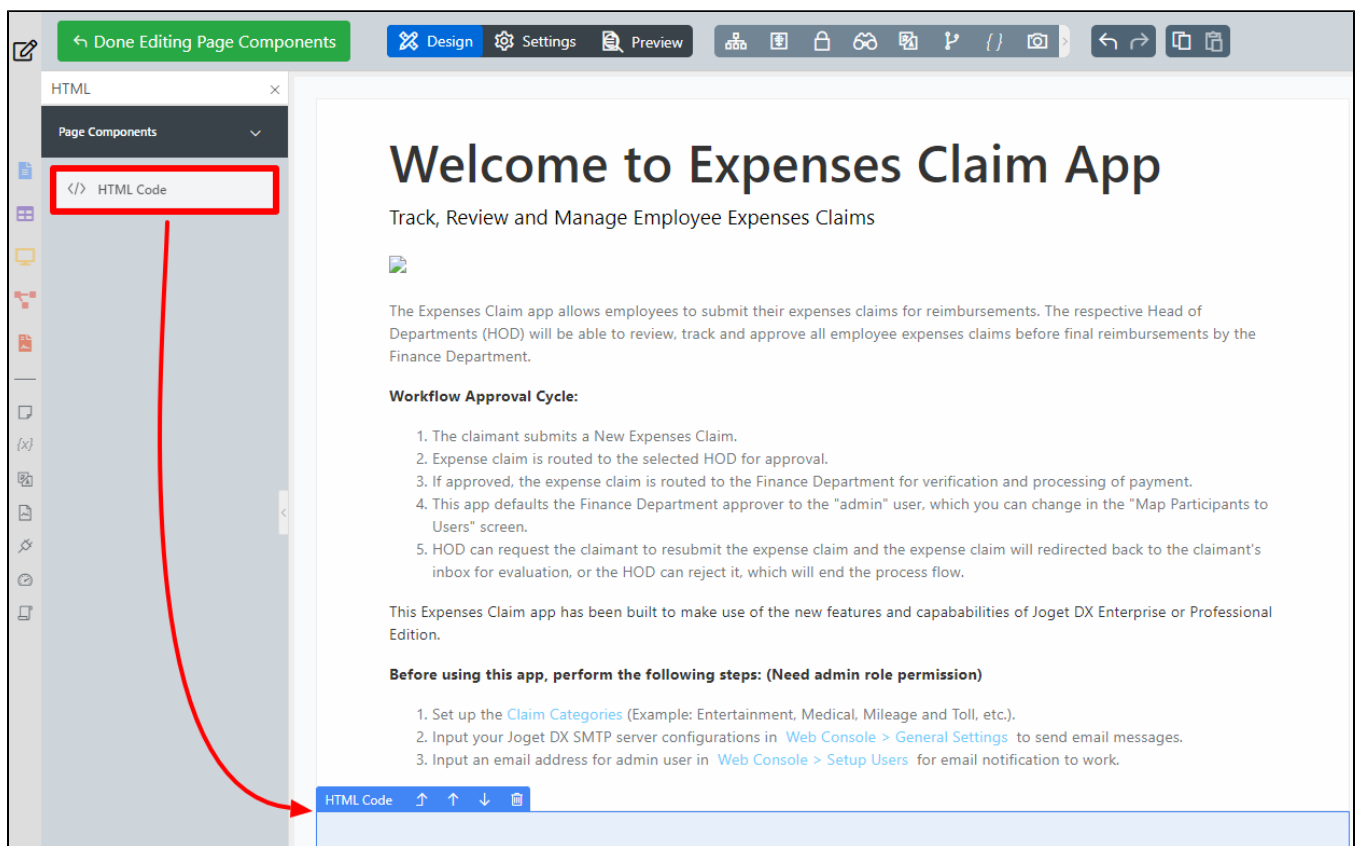
- [Introduction](#)
- [Configure HTML Code](#)
  - [AJAX & Events](#)

## New Feature

HTML Code is a new feature in **Joget DX 8** Page Components.

## Introduction

You can use **HTML Code** Component to design the layout or code in HTML/CSS/JS.




## Configure HTML Code


Configure HTML Code

HTML \*

1

ID

Name	Description
HTML	<p>HTML is a page component can be used to achieve advanced form design by putting in any valid -</p> <p><b>1. HTML</b></p> <div><div>Sample</div><div><pre>&lt;b&gt;this text is in bold&lt;/b&gt;</pre></div></div> <div><div>Sample</div><div><pre>&lt;input type="text" id="fname" name="fname" value=""&gt;</pre></div></div> <div><div> <b>The &lt;input&gt; Element</b></div><div>Any &lt;input&gt; element in the custom HTML will automatically create a database table column based on the name attribute.</div><div>To retrieve the value back, you can enable <b>Auto populate saved value?</b> under Advanced Options below.</div></div> <p><b>2. JavaScript</b> (jQuery is supported)</p> <p>Don't forget to put in &lt;script type="text/javascript"&gt;&lt;/script&gt; block</p> <div><div>Sample</div><div><pre>&lt;script type="text/javascript"&gt; alert("hello world"); &lt;/script&gt;</pre></div></div> <p><b>3. CSS</b></p> <p>Don't forget to put in &lt;style type="text/css"&gt;&lt;/style&gt; block</p> <div><div>Sample</div><div><pre>&lt;style type="text/css"&gt; body{ font-size: 100%; } &lt;/style&gt;</pre></div></div>

ID	<div>Item link slug. Optional field.</div> <div> Ensure that value defined here is <b>unique</b> to other UI menus in the app, since the <b>first matching/conflicting ID</b> will take precedence in page loading.</div>
----	--

**AJAX & Events**

Events are fundamental to creating interactive and dynamic web pages and AJAX enables the development of more dynamic and interactive web applications without the need to reload the entire page.

Configuration of [Ajax & Events](#).