

# DX 8 Angle Theme

## Introduction

DX 8 Angle Theme is one of the themes available for Joget DX 8.

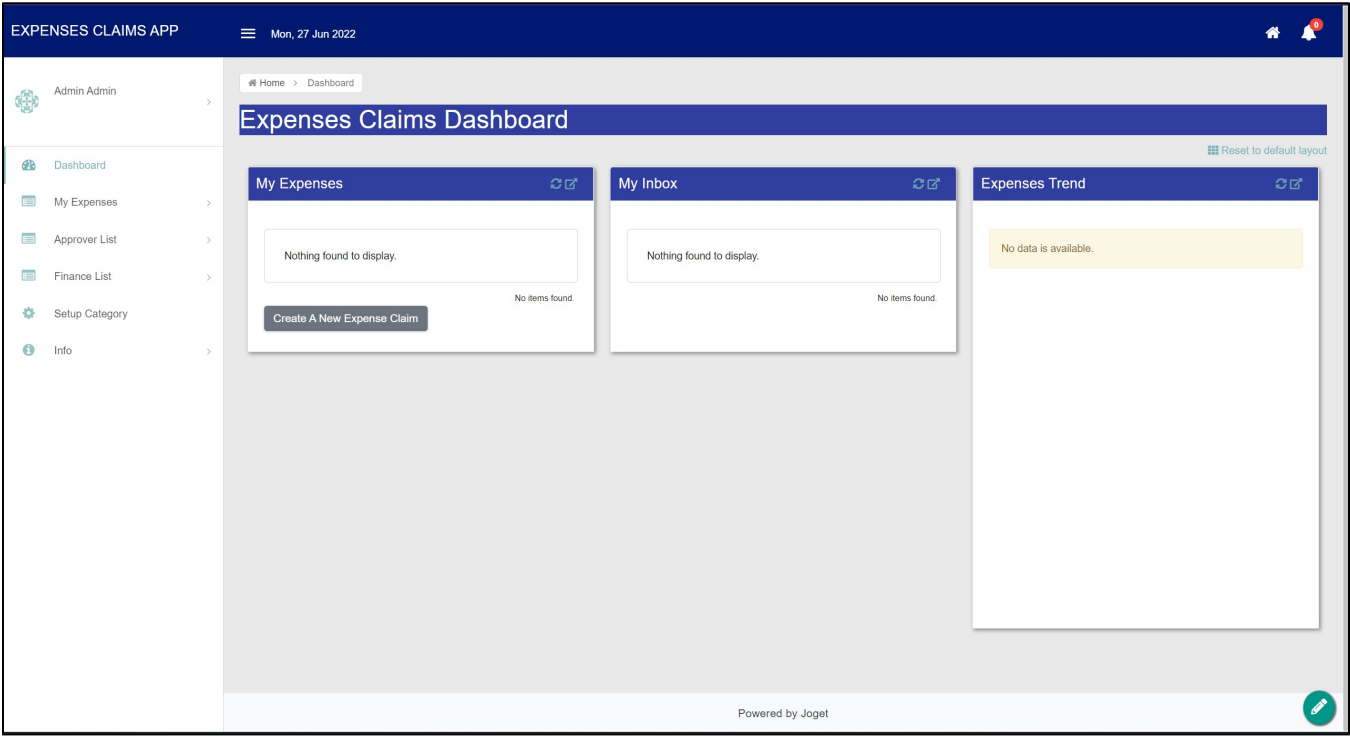


Figure 1: DX 8 Angle Theme in desktop view

## Theme Properties

### Configure Layout

Configure DX 8 Angle

Configure Layout > **Configure DX 8 Angle** > Advanced > Progressive Web App (PWA) Settings > Login Page UI > Configure Permission

Menu Position
Side Menu

Color Scheme

Background Image

Customize Color

Background

Content Background

Header Color

Header Font Color

Sidebar Background
#FFFFFF

Sidebar Menu Background

Sidebar Menu Color
#242424

Sidebar Icon Color

Sidebar Menu Background (Active)

Sidebar Menu Color (Active)

Sidebar Icon Color (Active)

Sidebar Scrollbar Thumb Color

Sidebar Badge Background

Sidebar Badge Color

Button Background

Button Color

Highlight Color

Heading Background

Heading Font Color

Font Color

Content Font Color


Link Color

Link Color (Active)

Footer Background

Footer Color

Figure 2: Configure Theme

Name	Description
Menu Position	<p>Determines the position of the menu</p> <ul style="list-style-type: none"> <li>• Side Menu</li> <li>• Minimized Side Menu</li> <li>• Horizontal Menu below Header</li> <li>• Horizontal Menu inline with Header</li> <li>• No Menu</li> </ul>
Color Scheme	<p>Color Scheme:</p> 
Background Image	Upload Background Image
Background	<p>Color Scheme-Background</p> <p>Choose from the preset colors or <b>custom</b>. By choosing custom, you can define the color manually or through the color picker.</p>
Content Background	<p>Color Scheme-Content Background</p> <p>Choose from the preset colors or <b>custom</b>. By choosing custom, you can define the color manually or through the color picker.</p>
Header Color	<p>Color Scheme-Header Color</p> <p>Choose from the preset colors or <b>custom</b>. By choosing custom, you can define the color manually or through the color picker.</p>
Header Font Color	<p>Color Scheme-Header Font Color</p> <p>Choose from the preset colors or <b>custom</b>. By choosing custom, you can define the color manually or through the color picker.</p>
Sidebar Background	<p>Color Scheme-Sidebar Background</p> <p>Choose from the preset colors or <b>custom</b>. By choosing custom, you can define the color manually or through the color picker.</p>
Sidebar Menu Background	<p>Color Scheme-Sidebar Menu Background</p> <p>Choose from the preset colors or <b>custom</b>. By choosing custom, you can define the color manually or through the color picker.</p>
Sidebar Menu Color	<p>Color Scheme-Sidebar Menu Color</p> <p>Choose from the preset colors or <b>custom</b>. By choosing custom, you can define the color manually or through the color picker.</p>
Sidebar Icon Color	<p>Color Scheme-Sidebar Icon Color</p> <p>Choose from the preset colors or <b>custom</b>. By choosing custom, you can define the color manually or through the color picker.</p>
Sidebar Menu Background (Active)	<p>Color Scheme-Sidebar Menu Background (Active)</p> <p>Choose from the preset colors or <b>custom</b>. By choosing custom, you can define the color manually or through the color picker.</p>
Sidebar Menu Color (Active)	<p>Color Scheme-Sidebar Menu Color (Active)</p> <p>Choose from the preset colors or <b>custom</b>. By choosing custom, you can define the color manually or through the color picker.</p>
Sidebar Icon Color (Active)	<p>Color Scheme-Sidebar Icon Color (Active)</p> <p>Choose from the preset colors or <b>custom</b>. By choosing custom, you can define the color manually or through the color picker.</p>



Advanced

Configure Layout > Configure DX & Angle > Advanced > Progressive Web App (PWA) Settings > Login Page UI > Configure Permission

Favicon URL

Logo URL

Disable Profile

☐

User Image

Gravatar Service

Inbox

Show current App assignment only

Home Icon URL

Shortcut Link Label

Shortcut

Shortcut

LABEL	URL	TARGET	PUBLIC

User Menu Shortcut

LABEL	URL	TARGET

Enable Font Size Control?

☐

Dark Theme

☐

Enable Responsive Switch in Mobile Device?

☒

Remove Auto Title from Process/Assignment form?

☐

Home Banner

1	

Custom CSS

1	

Custom JavaScript

1	

Sub Header

1	

Sub Footer

1	

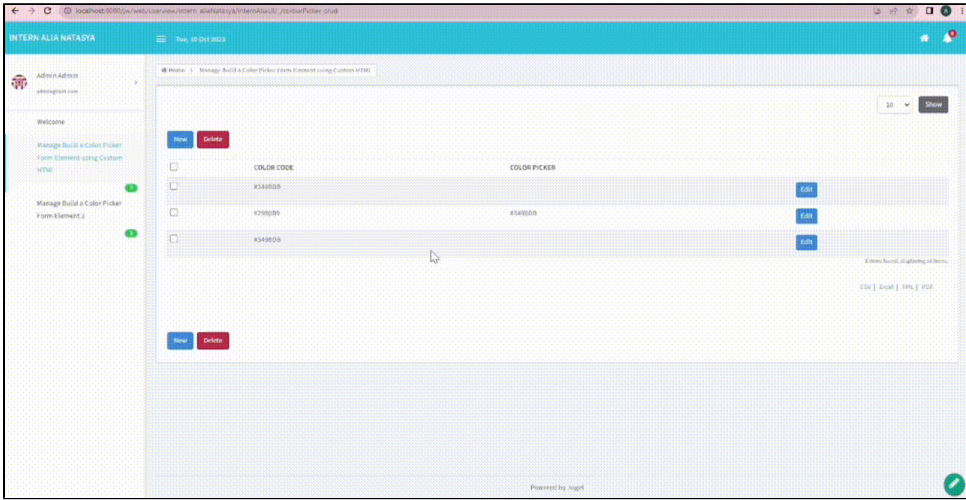
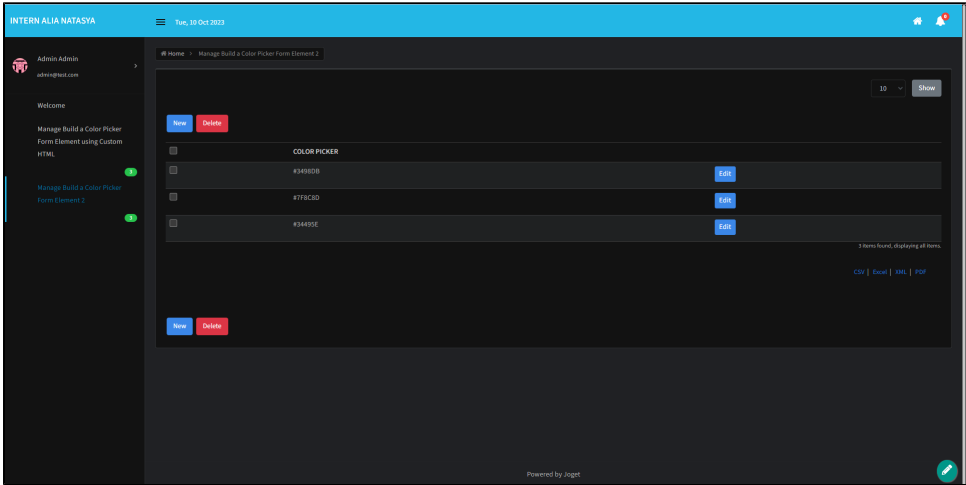
Disable Help Guide Feature?

☐

Figure 3: Advanced

Name	Description
Favicon URL	Define the path to custom Favicon URL.
Logo URL	Define the path to custom Logo URL.
Disable Profile	Disable fetching user's profile photo
User Image	<ul style="list-style-type: none"><li>● Hide</li><li>● Gravatar Service</li><li>● Using Hash Variable<ul style="list-style-type: none"><li>○ Define Hash Variable To Retrieve User Image URL</li><li>○ #form.user_profile.image[[currentUser.id]]#</li></ul></li></ul>

Inbox	<ul style="list-style-type: none"><li>• No Inbox</li><li>• Show all assignments</li><li>• Show current App assignment only</li></ul>
Home Icon URL	Home Icon URL address
Shortcut Link Label	Shortcut Link Label
Shortcut	Defines links to be parked under <b>Shortcut</b> menu
User Menu Shortcut	Defines links to be parked under <b>User</b> menu
Enable Font Size Control?	Check this to enable the ability to change the font size on UI runtime.

Dark Theme	<p>Check this to enable dark theme.</p>  <p>Figure 3.1: Enabling Dark Theme on Chrome</p>  <p>Figure 3.2: Dark Theme of DX8 Angle Theme</p>
------------	--

Enable Responsive Switch in Mobile Device?	When checked, "Switch to desktop version" link will be shown in mobile device.
Remove Auto Title From Process /Assignment form?	When checked, <b>process title and activity name</b> will be removed from assignment form. In the screenshot below, the highlighted red box denotes the process title and activity name.

Home Banner	Custom HTML for Home Banner
Custom CSS	Custom CSS for the theme
Custom JavaScript	Custom Javascript for the theme
Sub Header	Sub header text
Sub Footer	Sub footer text
Disable Help Guide Feature?	Click to hide the help guide deature.

Progressive Web App (PWA) Settings

Progressive Web App (PWA) Settings

Configure Layout > **Configure DX 8 Angle** > **Advanced** > **Progressive Web App (PWA) Settings** > **Login Page UI** > Configure Permission

Disable Progressive Web App (PWA) Support

☐

Disable Web Push Notifications

☐


Additional URLs to Cache 

Figure 4: Progressive Web App (PWA ) Settings

Name	Description
Disable Progressive Web App (PWA) Support	Click the checkbox to disable PWA.  Joget DX apps automatically enable <a href="#">Progressive Web Apps (PWA)</a> features in this theme so that all apps will be PWA baseline compliant without requiring additional steps, with features such as adding to home screen, offline support and push notifications.
Disable Web Push Notifications	Click to disable web push notification in this userview.
Additional URLs to Cache	Enter paths relative to context root.

Login Page UI

Login Page UI

Configure Layout > **Configure DX 8 Angle** > Advanced > Progressive Web App (PWA) Settings > Login Page UI > Configure Permission

Login Page Background

Custom HTML (Before Login Form)

Custom HTML (After Login Form)

Figure 5: Login Page UI

Name	Description
Login Page Background	Upload Login Page Background
Custom HTML (Before Login Form)	Custom HTML to be placed in the login form
Custom HTML (After Login Form)	Custom HTML to be placed in the login form

Configure Permission

Configure Permission

Configure Layout > Theme (DX 8 Angle) > **Configure Permission**

Hide This UI in App Center?

☐

Permission Type

Temporarily Disable Permission Checking for Testing?

☐

Figure 6: Configure Permission

Name	Description
Hide this UI in App Center?	When checked, this particular UI will not be listed in App Center.
Permission Type	White list to determine access to this UI.
Temporarily disable permission checking for testing?	Click checkbox to disable all category menu permission checking.