

Joget Workflow for Google Apps

This page was moved to [Joget Low Code Application Platform for G Suite](#)
Click the link above if you are not automatically redirected in 10 seconds.

- [Introduction](#)
- [Installing Joget Workflow for Google Apps](#)
- [Configuring G Suite Users and Groups](#)

Introduction

Joget Workflow for Google Apps is a cloud platform to easily build web apps and automate processes. Seamlessly integrated with [G Suite](#), a user can visually design their own custom applications, or download ready made apps from the Joget Marketplace.



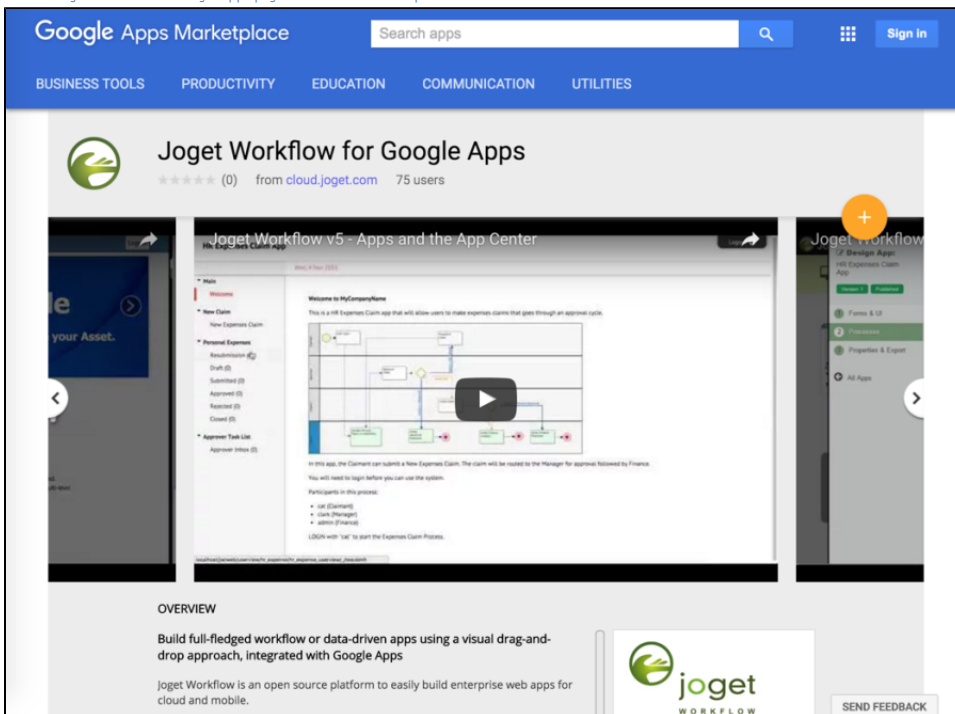
G Suite is the popular suite of productivity software offered by Google. Comprising its popular tools like Gmail, Calendar, Drive, etc, it offers users great collaboration features over the cloud.

Sometimes though, collaboration tools aren't enough. Organizations would require custom software or apps that solve specific business problems. That's where Joget Workflow for Google Apps fits in.

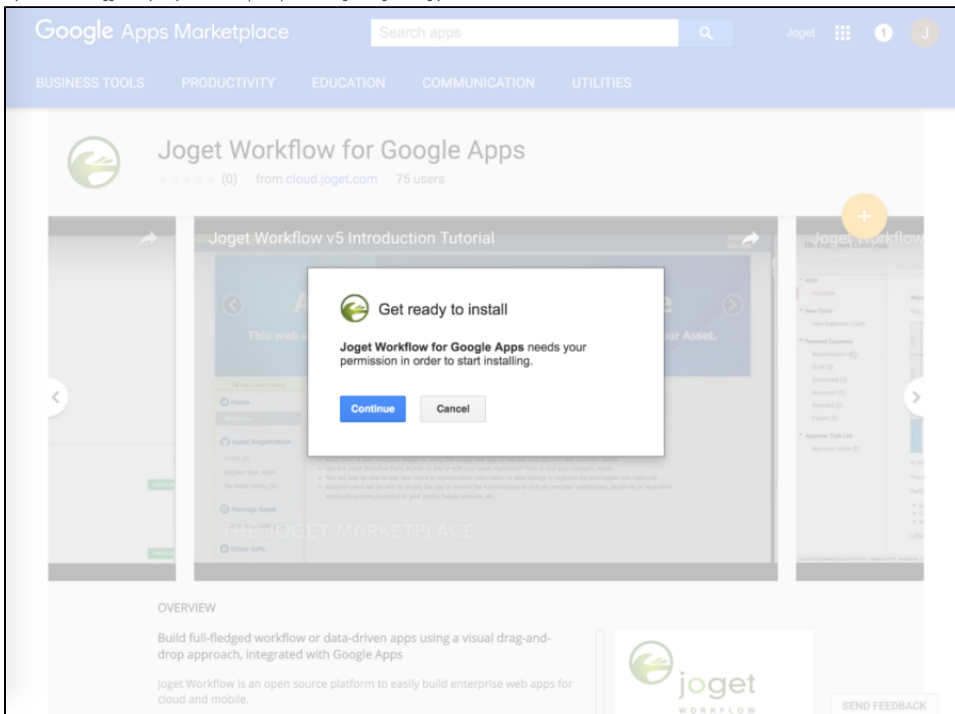
Installing Joget Workflow for Google Apps

To install Joget Workflow for your Google Apps domain with single sign-on (SSO), just follow the steps below:

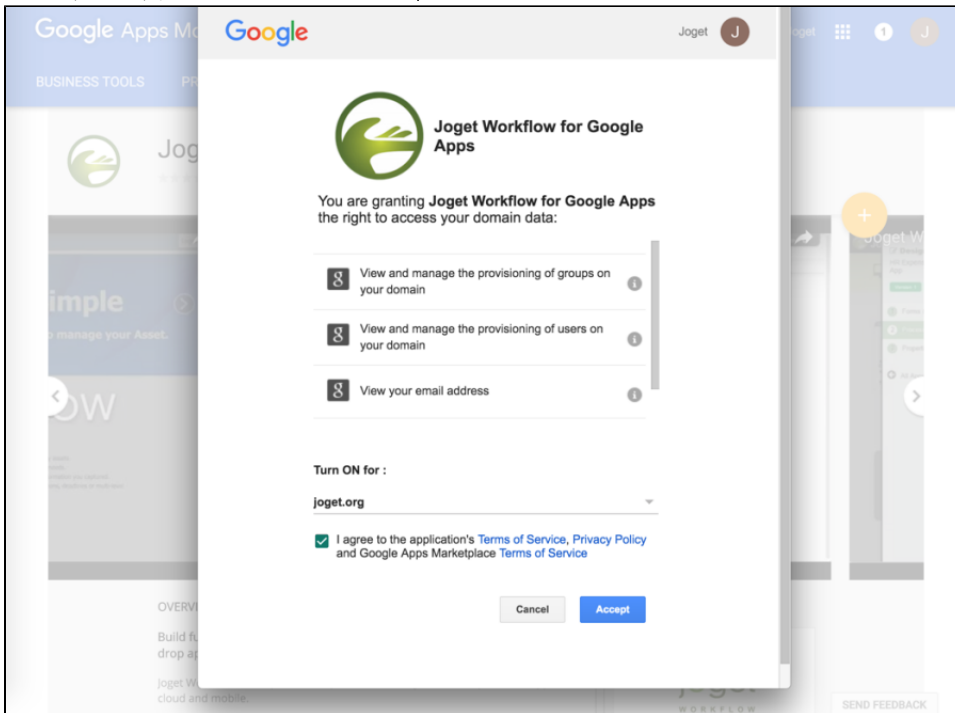
1. Visit the [Joget Workflow for Google Apps](#) page in the G Suite Marketplace.



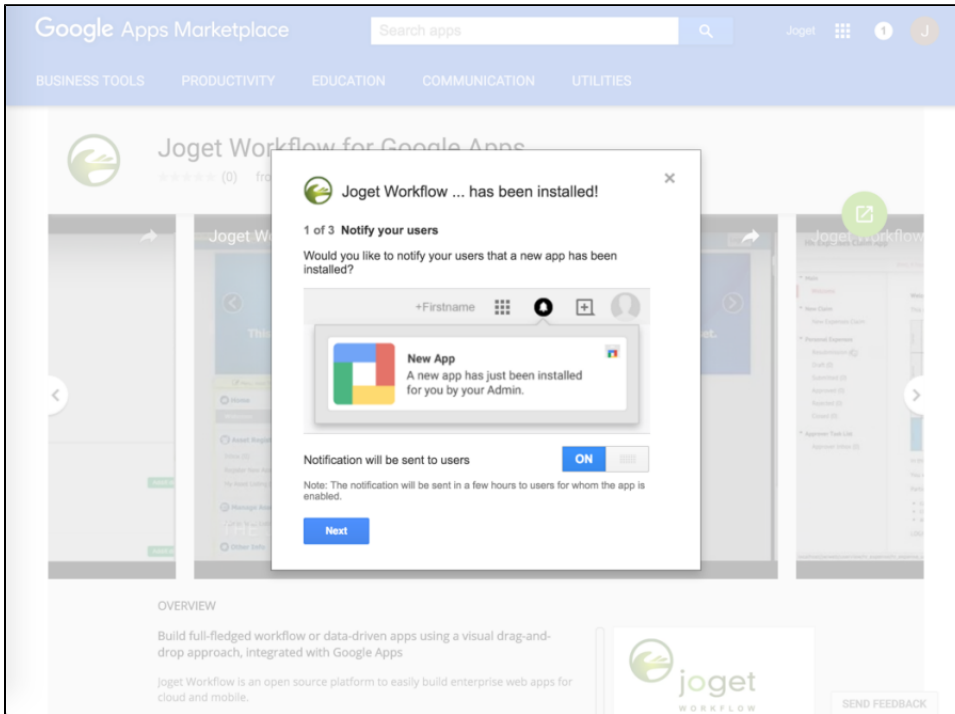
2. If you haven't logged in yet, you will be prompted to login. Login using your G Suite **domain administrator email**.



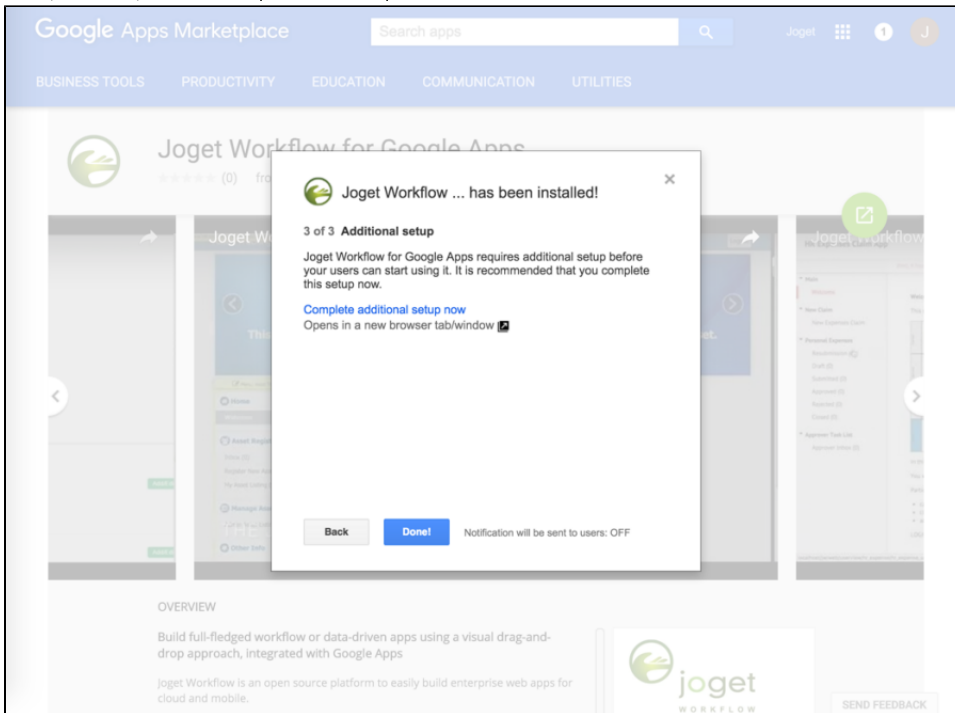
3. In the next permission page, tick on the checkbox and click on **Accept**.




4. At this point, Joget Workflow for Google Apps has been installed. You will be prompted to optionally notify all the domain users.



5. To complete the setup, click on the "Complete additional setup now" link.



6. Fill in your contact details and click on **Submit**. This will immediately create the Joget Workflow account for your G Suite domain.

Joget Workflow On-Demand

HomePricingLearnSupportSign Up

Register New Account

Account Name *

joget.org

Email *

demo@joget.org

First Name *

Last Name *

Country *

☐ I would like to request for a Joget development and implementation partner to contact me.

Submit

Please ensure a valid email address to receive the verification code. If you did not receive the activation email, please check your email spam folder or register again.

• Click on "Submit" to begin your 14 days trial. No credit card required.

• By clicking on the "Submit" button, you hereby agreed that the Joget Workflow On-Demand Trial (Software) account is provided "AS IS", without warranty of any kind, express or implied. Thank you for trying Joget Workflow On-Demand.

Contact Us

Enquiries: info[at]joget.org
Product: http://www.joget.org
Blog: http://blog.joget.org

Resources


- On-Demand FAQ
- Community and Knowledge Base
- Joget Workflow Translation
- Joget Marketplace
- Joget Workflow Videos
- Download
- Open Source Repository

Links

- Home
- Pricing
- Learn
- Support
- Sign-Up
- Service Agreement
- Privacy Policy

Copyright © 2014-2016 Joget, Inc. All Rights Reserved.

7. Once the creation is completed, you will get a confirmation screen with the account information. Click on the URL to access the Joget Workflow installation.

Joget Workflow On-Demand

HomePricingLearnSupportSign Up

Your Account "jogetorg" Has Been Successfully Created

1. To access your account:

• URL: jogetorg.ondemand.joget.com

• Username: admin

• Password: admin

2. Get started with videos and documentation at Videos, Tutorials and Knowledge Base.

3. Subscribe to our affordable plans.

Subscribe Now

Contact Us

Enquiries: info[at]joget.org
Product: http://www.joget.org
Blog: http://blog.joget.org

Resources

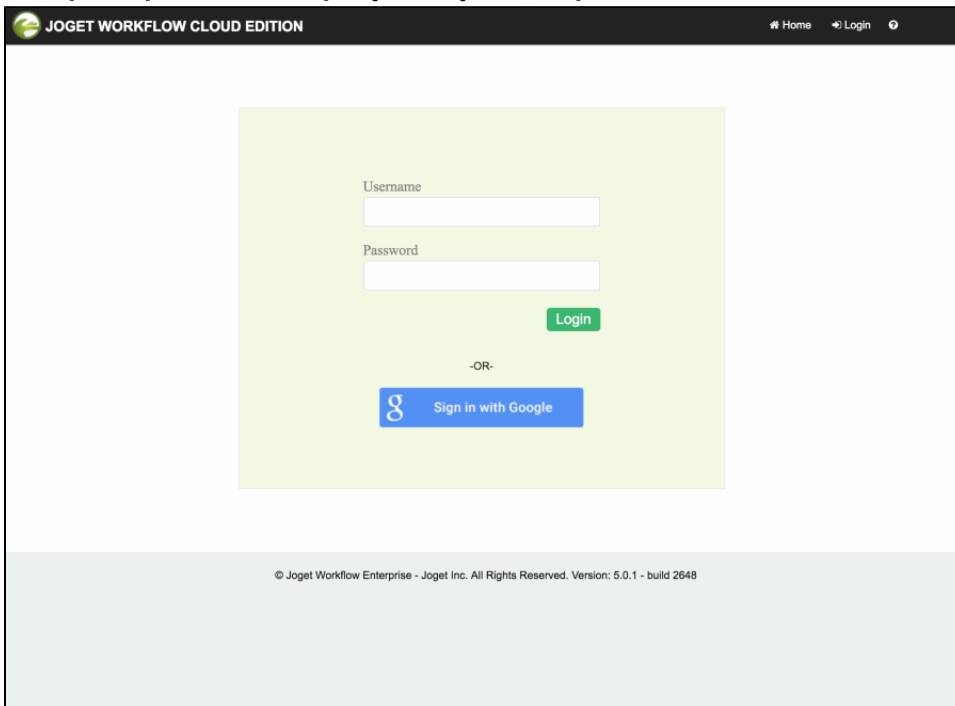
- On-Demand FAQ
- Community and Knowledge Base
- Joget Workflow Translation
- Joget Marketplace
- Joget Workflow Videos
- Download
- Open Source Repository

Links

- Home
- Pricing
- Learn
- Support
- Sign-Up
- Service Agreement
- Privacy Policy

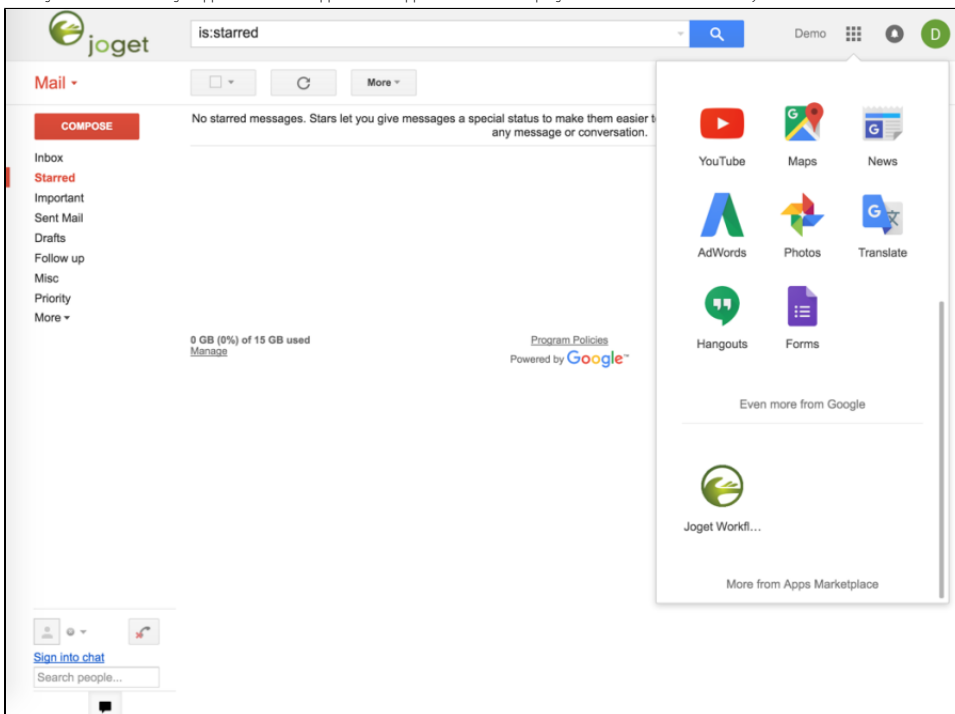
Copyright © 2014-2016 Joget, Inc. All Rights Reserved.

8. You can login to the Joget Workflow installation using the "Sign in with Google" button, or using the default admin user account credentials.



The screenshot shows the login page for Joget Workflow Cloud Edition. At the top, there is a header with the Joget logo and the text "JOGET WORKFLOW CLOUD EDITION". To the right of the header are links for "Home" and "Login". The main content area is a light green box containing a login form. The form has two input fields: "Username" and "Password". Below these fields is a green "Login" button. Underneath the "Login" button is the text "-OR-" and a blue button with the Google logo and the text "Sign in with Google". At the bottom of the page, there is a footer with the text "© Joget Workflow Enterprise - Joget Inc. All Rights Reserved. Version: 5.0.1 - build 2648".

9. The Joget Workflow for Google Apps icon will also appear in the app launcher at the top right of the G Suite header for all your domain users.

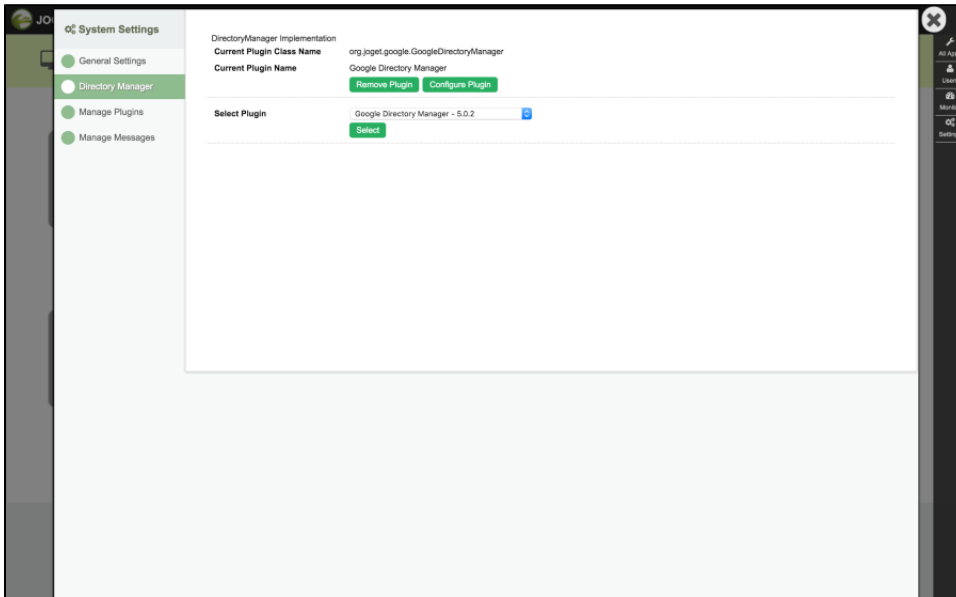


Configuring G Suite Users and Groups

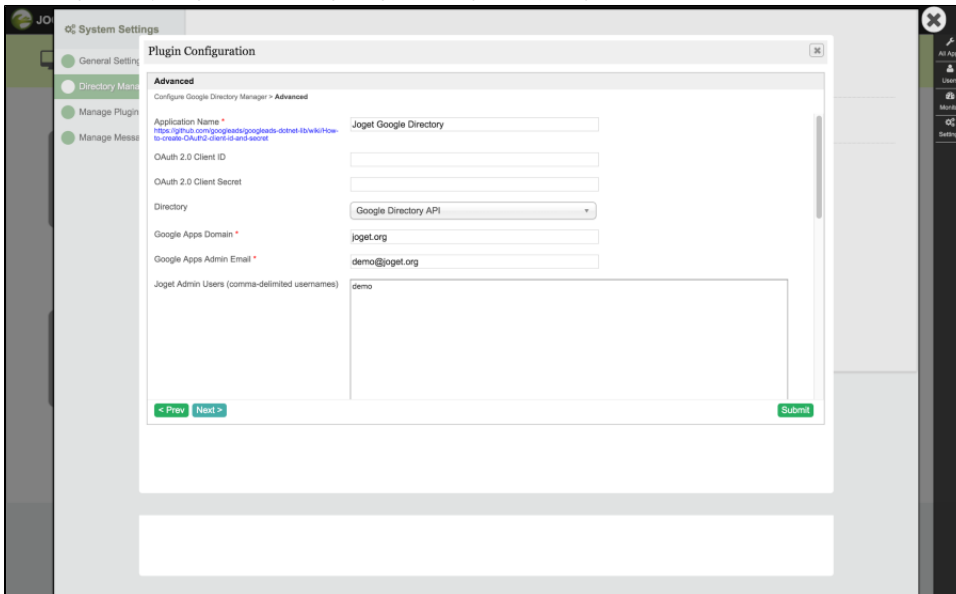
By default, G Suite users will have their Joget Workflow user automatically created the first time they single-sign on (SSO) into the Joget Workflow installation.

It is also possible to configure the Joget Workflow installation to automatically sync all the users and groups from the G Suite domain. To do so, follow the steps below:

1. Login to Joget Workflow as an administrator



2. Go to **Settings > Directory Manager**, and click on **Configure Plugin** for the Google Directory Manager



3. In the Plugin Configuration, click on the Advanced tab, fill up the following required information and click on Submit

Google Apps Domain	Your G Suite domain e.g. mydomain.com
Google Apps Admin Email	The G Suite domain administrator email e.g. admin@mydomain.com
Joget Admin Users	The list of usernames who will have Joget Workflow administrator access (separated by commas e.g. admin, demo)
Fallback Admin Username	The username to login as an administrator in case of misconfiguration
Fallback Admin Password	The password to login as an administrator in case of misconfiguration

4. If the configuration is valid, the users and groups in Joget Workflow will automatically be retrieved directly from the G Suite domain.