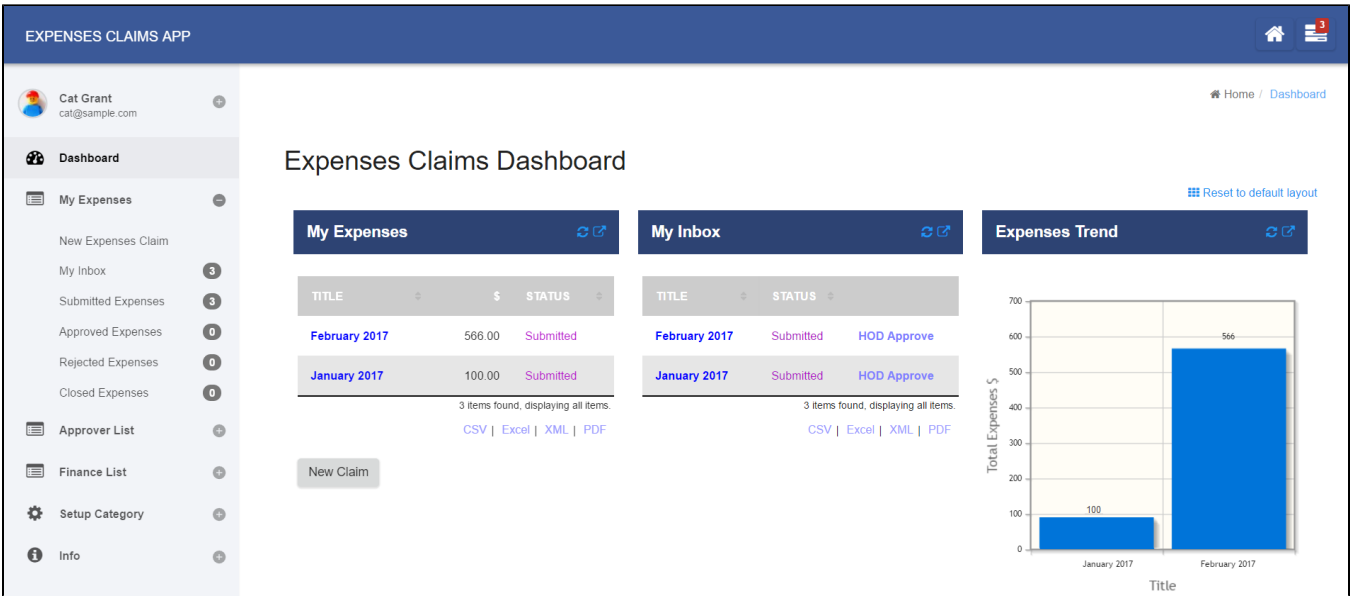
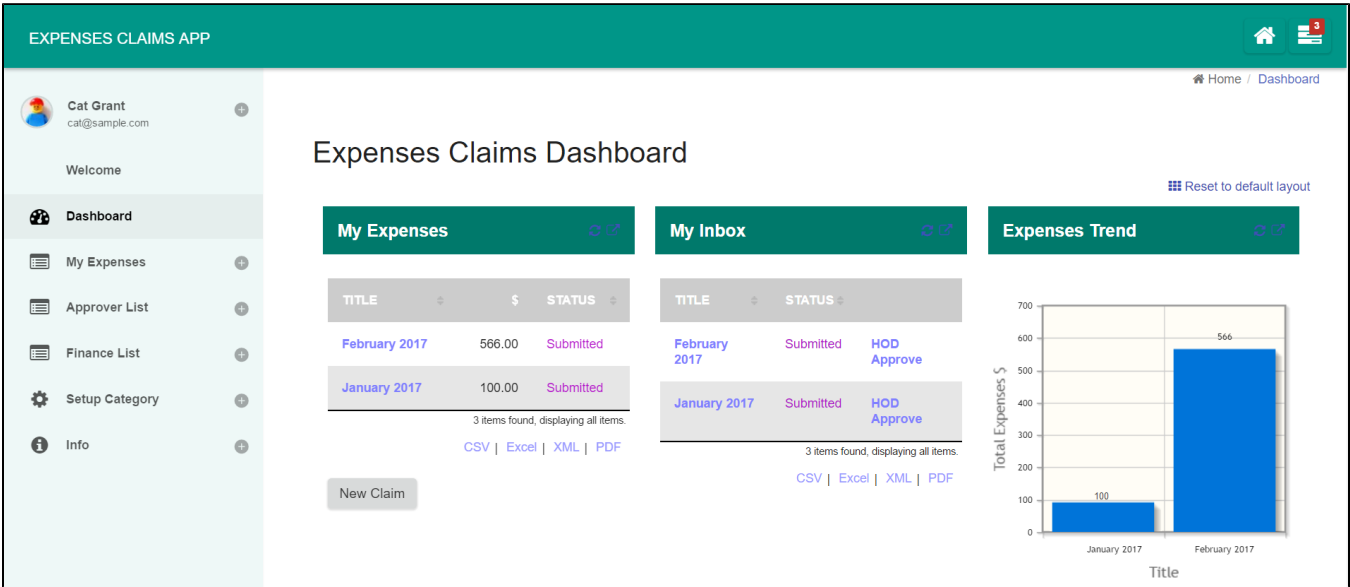


Userviews, Forms, Lists, and Processes


A **Userview** is a front-end UI for an app. End users access the App and consume its functionality through the Userview. An app may contain 1 or more Userviews. Userviews can have different themes, and consist of menu pages that contain forms, lists, reports, graphs, HTML content, etc.




Forms are used to capture and present information. Many form elements are available, ranging from a simple textfield to more complex types such as form grids.

In the sample HR Expenses Claim App, login as a normal employee (Cat) and click on the **New Expenses Claim** to see an expenses claim form. Fill up the form and click on **Complete** to submit.

EXPENSES CLAIMS APP





Home / My Expenses / New Expenses Claim

Expense Claim Details

Title
(Example: China Travel,
July Claims etc.)

Remark

Select Approver

* March 2017

* Clark Kent (clark)


Expense Items

	date	category	purpose	amount
1				
Tip: Right	<div><div><div>March 2017</div><div><div>Sun</div><div>Mon</div><div>Tue</div><div>Wed</div><div>Thu</div><div>Fri</div><div>Sat</div></div><div><div>1</div><div>2</div><div>3</div><div>4</div><div>5</div><div>6</div><div>7</div><div>8</div><div>9</div><div>10</div><div>11</div><div>12</div><div>13</div><div>14</div><div>15</div><div>16</div><div>17</div><div>18</div><div>19</div><div>20</div><div>21</div><div>22</div><div>23</div><div>24</div><div>25</div><div>26</div><div>27</div><div>28</div><div>29</div><div>30</div><div>31</div></div></div></div> <div>Total An</div> <div>delete Row.</div>			


Datalists (or **Lists** for short*) are tables or reports in tabular format, providing features such as paging, sorting, filtering and exporting.

Logout and login as Cat's manager Clark, then click on Approver Inbox in the menu. The page displays a datalist showing the task inbox, in this case Clark will see a pending claim from Cat.

EXPENSES CLAIMS APP



3




Home / Approver List / Approver Inbox

Approver Inbox


Title

Submit By

Date Created From



 -



To

Show

#	TITLE	\$	STATUS	SUBMIT BY	REMARK	SELECT APPROVER	CREATED
0002	March 2017	300.00	Submitted	Admin Admin		admin	Mar 01, 2017 HOD Approve
0001	February 2017	200.00	Submitted	Admin Admin		admin	Feb 23, 2017 HOD Approve

3 items found, displaying all items.

[CSV](#) | [Excel](#) | [XML](#) | [PDF](#)

The task created shows a workflow process in action, where a task is routed to the appropriate person.

The process may also involve integration to external systems such as sending emails or updating external databases.

As Clark, click on the Approve Claim link to view and approve Cat's submission.



Expense Claim Details

Title
(Example: China Travel, July Claims etc.)

* March 2017

Remark

Select Approver

* Clark Kent (clark)

Expense Items

	date	category	purpose	amount
1	2017-03-02	Entertainment Claims	Meal with client	300.00

Tip: Right click mouse on grid area to Insert Row or Delete Row.

Total Amount 300.00
\$

Attachments (i.e. Receipts, tickets etc.)

Approval

Status

* Approved

Approver

Admin Admin




Approver remark

Complete

Cancel

The **HR Expenses Claim** App demonstrates a process driven app. To see a different type of app in action, launch the **Simple CRM** in the App Center. This app is focused on data management, providing a no-frills approach to manage accounts, contacts, opportunities and cases.

CUSTOMER RELATIONSHIP MANAGEMENT



Admin Admin

Accounts

Contacts

Opportunities

Proposal Process


Info

Home / Info / About

More Leads, More Sales, More Customers

Business Customer Relationship Management

CRM helps your business communicate with prospects, share sales information, close deals and keep customers happy.



Powered by Joget



Contact List

+ Show All Details

— Hide All Details

Search

<input type="checkbox"/>	ACCOUNT	FIRST NAME	LAST NAME
<input type="checkbox"/>	+ Account 002	Contact 002	
<input type="checkbox"/>	+ Account 001	Contact 001	

2 items found, displaying all items.

[CSV](#) | [Excel](#) | [XML](#) | [PDF](#)

Delete