

# Map Activities to Forms

Definition
Form is used to map to <b>Activity</b> inserted as part of the process flow.

Map Participants to Users
Map Activities to Forms
Map Tools to Plugins
Variable List

This is the list of activities defined in the Workflow design.

Approve Claim  
ID : approve\_claim

Form Name

HR Expense Approval Form

Remove Mapping

☐ Remove Save as Draft Button

☐ Show The Next Assignment When Completed

Verify Claim  
ID : verify\_claim

Form Name

HR Expense Finance Form

Remove Mapping

☐ Remove Save as Draft Button

☐ Show The Next Assignment When Completed

Resubmit Claim  
ID : resubmit\_claim

Form Name

HR Expense Claim Resubmission

Remove Mapping

☐ Remove Save as Draft Button

☐ Show The Next Assignment When Completed

Edit Claim  
ID : new\_claim

Form Name

HR Expense Claim Form

Remove Mapping

☐ Remove Save as Draft Button

☒ Show The Next Assignment When Completed

Run Process  
ID : runProcess

Form Name

HR Expense New Claim Form


Remove Mapping

☒ Show The Next Assignment When Completed

Figure 1: Map Activities to Forms

In this section, one would be required to map the **Activity** to its corresponding **Form**.

Activity will be associated with the selected form and the form chosen will be shown to the participant user throughout the process flow. Form associated should be relevant with the purpose of the process flow and tightly coupled such that it would be critical to determine the course of flow of the process flow.

 **Show The Next Assignment When Completed**

This option enables one to quickly redirected to the next assignment when one finishes with the current one provided that there's subsequent assignment for the same user immediately after completion of the current one.

### Map Activities to Forms - Edit Claim (new\_claim)



Map to a Form

External Form



Search


Form Name	Table Name	Date Created	Date Modified
HR Expense Approval Entry	hr_expense_approval_entry	14-09-2015 03:42 AM	14-09-2015 03:42 AM
HR Expense Approval Form	hr_expense_claim	14-09-2015 03:42 AM	14-09-2015 03:42 AM
HR Expense Claim Entry	hr_expense_claim_entry	14-09-2015 03:42 AM	17-09-2015 01:37 PM
HR Expense Claim Form	hr_expense_claim	14-09-2015 03:42 AM	15-09-2015 05:55 PM
HR Expense Claim Resubmit	hr_expense_claim	14-09-2015 03:42 AM	14-09-2015 03:42 AM
HR Expense Finance Form	hr_expense_claim	14-09-2015 03:42 AM	14-09-2015 03:42 AM
HR Expense New Claim Form	hr_expense_claim	14-09-2015 03:42 AM	14-09-2015 03:42 AM
HR Expenses Approval De	hr_expense_claim	14-09-2015 03:42 AM	14-09-2015 03:42 AM

10



Page 1 of 1





Displaying 1 to 8 of 8 items

Create New Form

**Map to a Form**

Unless there's a very specific need, each activity would be mapped to a Joget Form Builder's Form.

**Map to External Form**

One may also point an activity to an externally hosted form by specifying the specific URL path.

**Run Process**

**Run Process** is a special activity which can also be mapped to a form. A User will see this form before the actual start of the process. The process will only start after the user submits the form. This is particularly useful to reduce unnecessary creation of process instances.

