

Process Status

Definition
The Process Status allows one to inspect the state and trail of a process instance.

Configure Process Status

Configure Process Status > UI

Custom ID

Label *

Process Status

Record Id *

#requestParam.id#

View Permission *

☒ Process requester


☐ Participants of the process

☐ Admin users

☐ Group

☐ Department

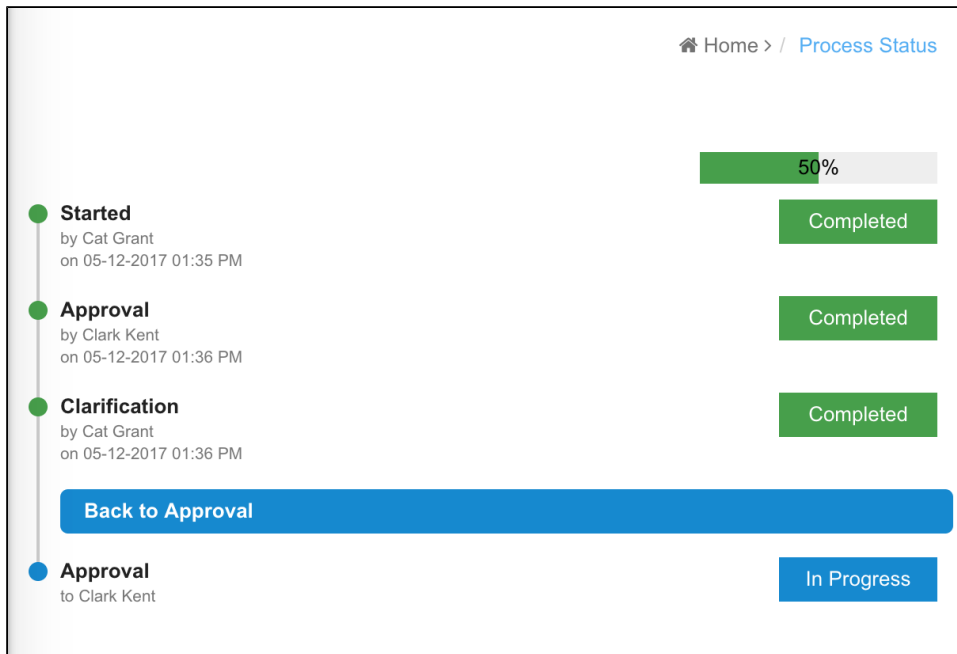
Figure 1: Process Status Properties

Name	Description
Custom ID	Item link slug. Optional field. <div><div><div><div></div><div>Unique field</div></div><div>Value defined here must be unique to the rest of the Userview Menus as the first matching name will be called upon.</div></div></div>
Label	Menu label. Mandatory field.

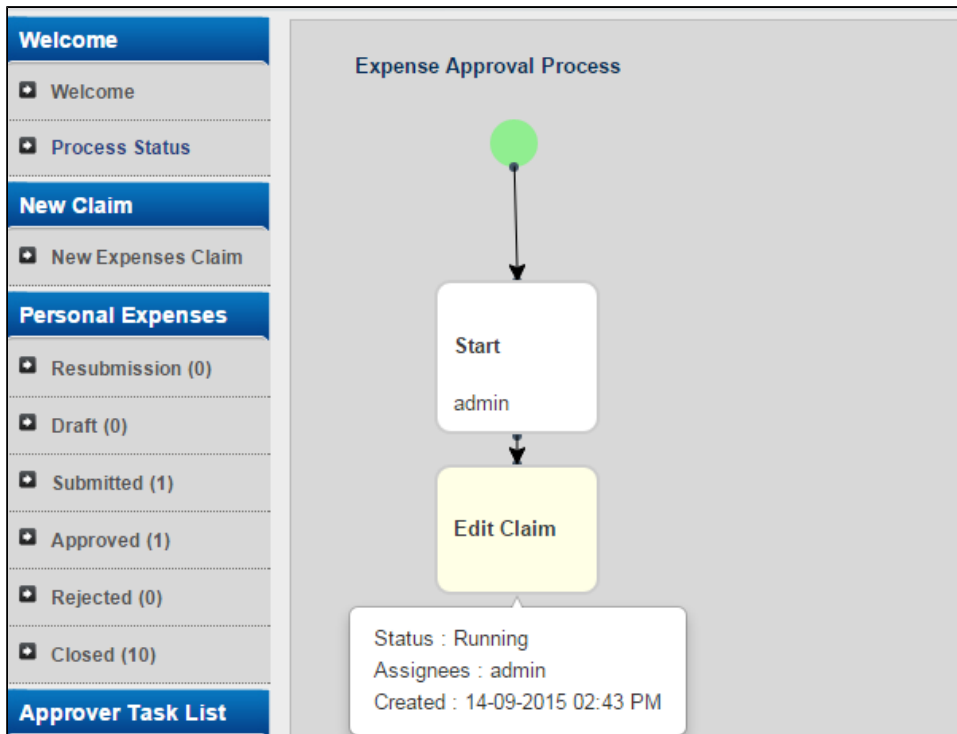
Type

The type of visual format, either Path (default) or Chart.

Example Path:



Example Chart:



Record ID

- Define on how to pass in/set the **Process Instance ID** (e.g. "1_expenseApp_expenseProcess") to seek for.
- Mandatory field.



Example

By using the request parameter hash variable, we can define the record ID to seek for.

Record ID: #requestParam.id#

web/userview/hr_expense/hr_expense_userview/_/9FD75829F63C4955A929BC89532DB890?id=43_hr_expense_process1

HR Expenses Claim App

Mon, 14 Sep 2015

Welcome

Welcome

Process Status

New Claim

New Expenses Claim

Personal Expenses

Resubmission (0)

Draft (0)

Submitted (1)

Approved (1)

Rejected (0)

Closed (10)

Approver Task List

Expense Approval Process

```
graph TD; Start((Start)) --> Admin[admin]; Admin --> Edit[Edit Claim]; Edit --> Status[Status : Running  
Assignees : admin  
Created : 14-09-2015 02:43 PM];
```

View Permission

Determines who can access the record's information.

- Process requester
- Participants of the process
- Admin users
- Group
- Department

At least one option must be selected.

UI

Configure Process Status > UI

Custom Header

1

Custom Footer

1

Show Process Name?

☒

Show Additional Info

☒ Service Level Monitor

☒ Due Date

☒ Delay

Figure 2: Process Status Properties - UI

Name	Description
Custom Header	Custom Header in HTML.
Custom Footer	Custom Footer in HTML.
Show Process Name?	If checked, the process name will be generated at the top of the resultant graph. Optional.
Show Additional Info	<div>Check appropriate items to show additional information on the resultant graph. Optional.</div> <div><div><div>• Service Leave Monitor</div><div>• Due Date</div><div>• Delay</div></div></div>

Performance

You can configure the **Performance** settings in this Userview Element which allows one to cache existing content for improved performance and loading speed. Read more at [Performance Improvement with Userview Caching](#).