

V6 Universal Theme

Definition

Universal Theme is a responsive theme with material design.

New Feature

This is a new feature in Joget Workflow v6.

EXPENSES CLAIMS APP

Home / Dashboard

Expenses Claims Dashboard

Reset to default layout

Expenses Trend

Title	Total Expenses \$
Claim 1	10
February 2017	566
March 2017	300
Gathering 2017	111

My Inbox

TITLE	STATUS	
Gathering 2017	Draft	Claimant Edit
March 2017	Submitted	HOD Approve
February 2017	Submitted	HOD Approve
Claim 2	Submitted	HOD Approve
Claim 1	Submitted	HOD Approve

5 items found, displaying all items.

CSV | Excel | XML | PDF

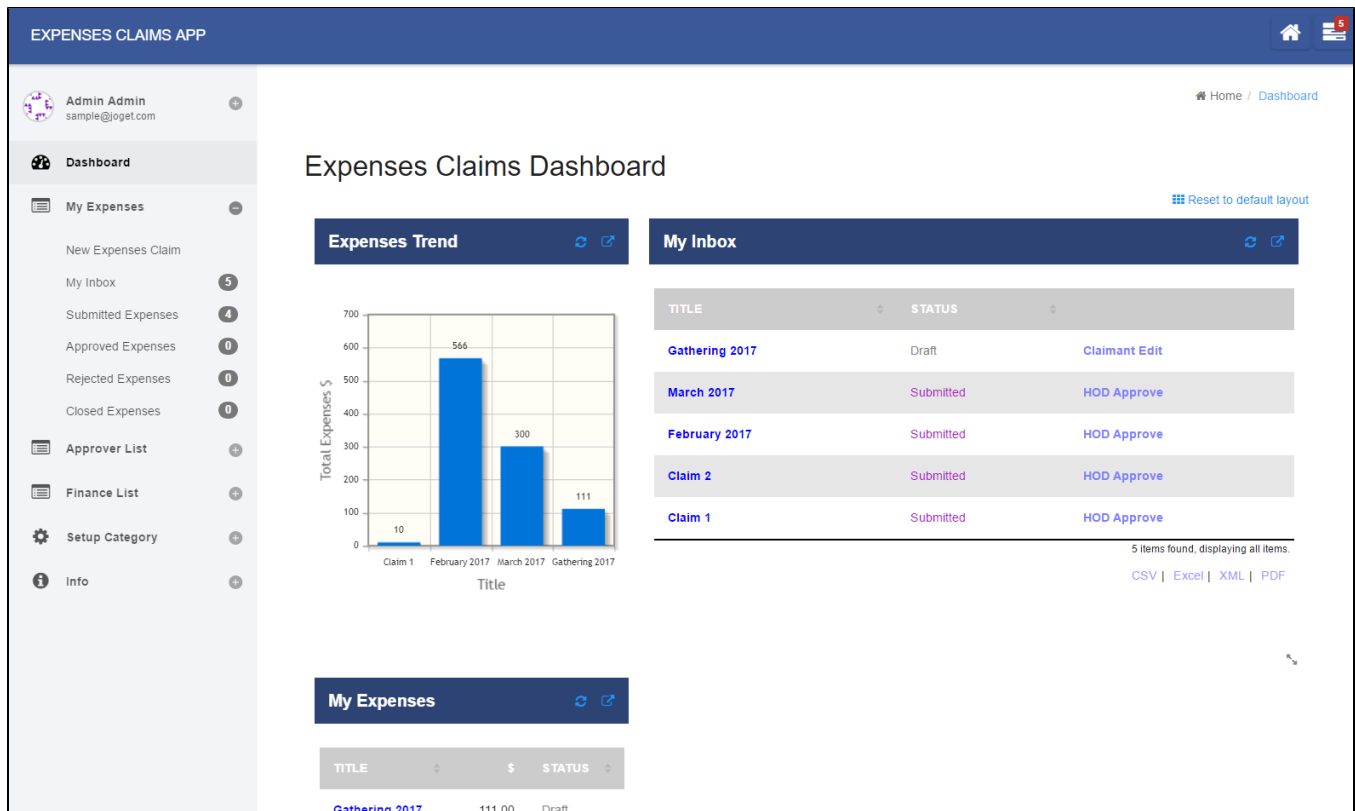



Figure 1: Universal Theme In mobile and desktop view

Configure Universal Theme

Menu Position	Side Menu
Theme Scheme	Light
Primary Color	Dark Royal Blue (■ #3b5998)
Link Color	Blue (■ #2196F3)
Button Color	Grey (■ #9E9E9E)
Button Text Color	White (■ #FFFFFF)
Menu Font Color *	Black (■ #000000)
Font Color	White (■ #FFFFFF)

Figure 2: Properties - General

Name	Description
------	-------------

Menu Position	<p>Determines the position of the menu</p> <ul style="list-style-type: none"> • Side Menu • Horizontal Menu below Header • Horizontal Menu inline with Header • No Menu
Theme Scheme	<ul style="list-style-type: none"> • Dark • Light
Primary Color	<p>Color Scheme-Primary Color.</p> <p>Choose from the preset colors or custom. By choosing custom, you can define the color manually or through the color picker.</p> <div> <div> <p>Custom Primary Color *</p> <p>Custom Primary Dark Color</p> <p>Custom Primary Light Color</p> <p>Link Color</p> <p>Custom Link Color *</p> </div> <div> <div>#D99DC7</div>  </div> </div>
Link Color	<p>Color Scheme-Link Color.</p> <p>Choose from the preset colors or custom. By choosing custom, you can define the color manually or through the color picker.</p>
Button Color	<p>Color Scheme-Button Color.</p> <p>Choose from the preset colors or custom. By choosing custom, you can define the color manually or through the color picker.</p>
Button Text Color	<p>Color Scheme-Button Text Color.</p> <p>Choose from the preset colors or custom. By choosing custom, you can define the color manually or through the color picker.</p>
Menu Font Color	<p>Color Scheme-Menu Font Color.</p> <p>Choose from the preset colors or custom. By choosing custom, you can define the color manually or through the color picker.</p>
Font Color	<p>Color Scheme-Font Color.</p> <p>Choose from the preset colors or custom. By choosing custom, you can define the color manually or through the color picker.</p>

Advanced

Favicon URL

Logo URL

Disable Profile

☐

User Image

Gravatar Service

Inbox

Show current App assignment only

Shortcut Link Label

Shortcut

Shortcut

Label	URL	Target
<div></div>		

User Menu Shortcut

Label	URL	Target
<div></div>		

Enable Responsive Switch in Mobile Device?

☒

Remove Auto Title from Process/Assignment form?

☐

Home Banner

1

Custom CSS

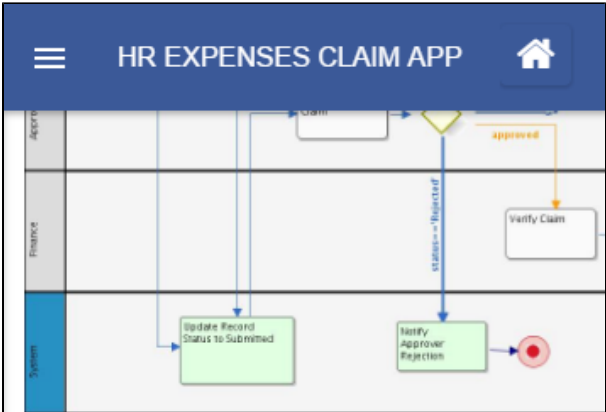
1

Custom JavaScript

1

Figure 3: Properties - Advanced

Name	Description
Favicon URL	Define the path to custom Favicon URL.
Logo URL	Define the path to custom Logo URL.

Disable Profile	Disable fetching user's profile photo
User Image	<ul style="list-style-type: none"> • Hide • Gravatar Service • Using Hash Variable <ul style="list-style-type: none"> ○ Define Hash Variable To Retrieve User Image URL <div> <p>Sample</p> <pre>#form.user_profile.image[{currentUser.id}]#</pre> </div>
Inbox	<ul style="list-style-type: none"> • No Inbox • Show all assignments • Show current App assignment only
Shortcut Link Label	Shortcut Link Label
Shortcut	Defines links to be parked under Shortcut menu
User Menu Shortcut	Defines links to be parked under User menu
Enable Responsive Switch in Mobile Device?	<p>When checked, "Switch to desktop version" link will be shown in mobile device.</p> <div>  <p>In this app, the Claimant can submit a New Expenses Claim. The claim will be routed to the Manager for approval followed by Finance.</p> <p>You will need to login before you can use the system.</p> <p>Participants in this process:</p> <ul style="list-style-type: none"> • cat (Claimant) • clark (Manager) • admin (Finance) <p>LOGIN with "cat" to start the Expenses Claim Process.</p> <p>Powered by Joget</p> <p>Switch to desktop version</p> </div>

Configure Permission

Hide this Userview in App Center?

☐

Permission Type

Figure 5: Properties - Permission

Name	Description
Hide this Userview in App Center?	When checked, this particular Userview will not be listed in App Center.
Permission Type	White list to determine access to this Userview.