

Performance Analyzer

Definition

The **Performance Analyzer** is a new feature first introduced in Joget Workflow v5 Enterprise Edition that allows administrators and app designers to analyze the performance of their apps and to identify possible bottlenecks. In Joget Workflow v6, it has been enhanced further.

When enabled, the Performance Analyzer identifies elements within a Userview where the processing time exceeds a specific threshold. Those elements in the Userview menu and current page will be highlighted when the Front-End Edit mode is active.

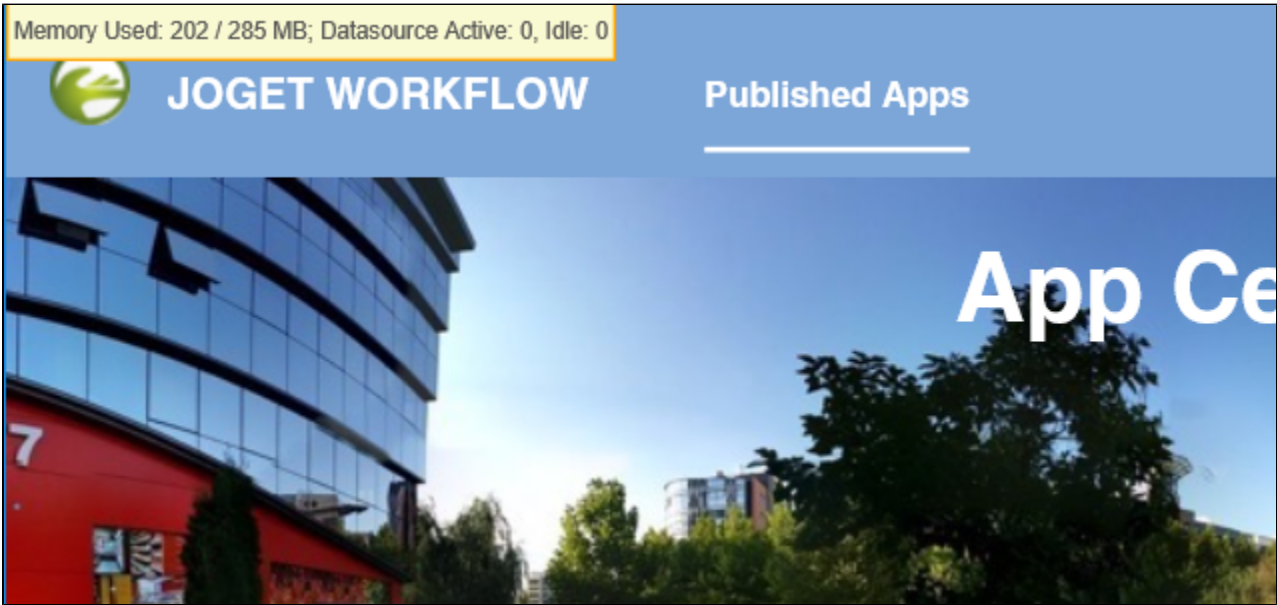


Figure 1: Java VM Stats and Database Connection Pool Status

Java VM Stats and Database Connection Pool Status are essential piece of information that can help administrator to manage the platform health and performance. The database connection pool gives the administrator and app designer vital information on whether there's unclosed connection or leakages of similar kind.

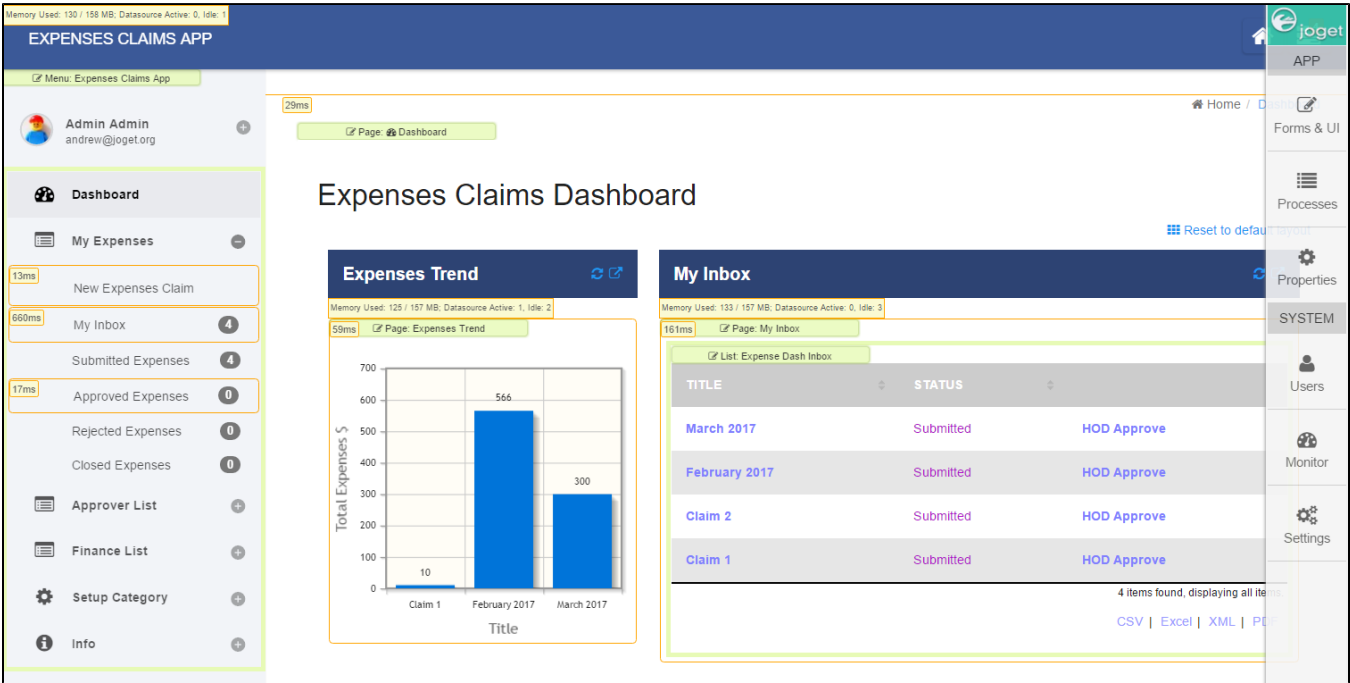


Figure 2: Statistics on elements exceeding thresholds

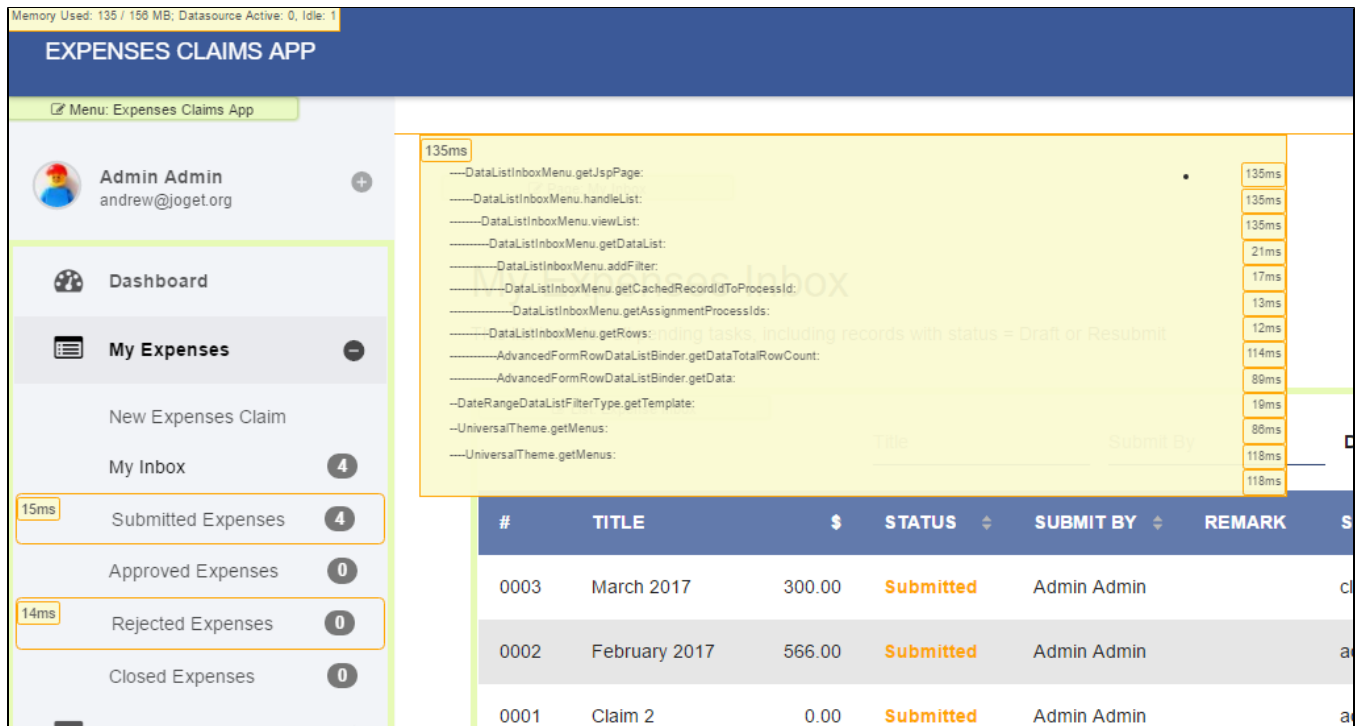


Figure 3: Specific element's analysis view

Upon mouseover of a highlighted element, details of affected method calls and/or SQL statements will be displayed.

Java VM Heap Used: 543MB, Total: 709MB, Max: 910MB

default: /Users/julian/wflow

System Settings

- General Settings**
- Datasource & Profile
- Directory Manager
- Manage Plugins
- Manage Messages

Workflow Designer Base URL
default: /jwdesigner

Delete Process On Completion
☐

Medium Warning Level
default: 20

Critical Warning Level
default: 50

File Upload Size Limit (MB)
50
default: No Limit

Disable Performance Analyzer
☐

Performance Analyzer Threshold (ms)
10
default: 100

Submit

Figure 4: System Settings

By default, the Performance Analyzer is enabled with a threshold of 100ms. This setting can be overridden in the System Settings.