


# User Profile Menu

- Introduction
- User Profile Menu Properties
  - Edit User Profile Menu
  - Configure Fields


## Introduction


The **User Profile Userview Menu** gives you the ability to update User Profile in the Userview with an array of options to configure from.

EXPENSES CLAIMS APP


Admin Admin

+


Dashboard

My Expenses


+

Approver List


+

Finance List

+

Setup Category

User Profile

Info

+

Home > User Profile

USER PROFILE

User Details

Username

admin

First Name

Admin

Last Name

Admin

Email

Time Zone

(GMT 00:00) Casablanca, Dublin, Edinburgh, London, Lisbon, Monrovia

▼

Change Password

Password

Confirm Password

Please authenticate to update profile

Current Password

Save

Figure 1: Screenshot highlighting User Profile in a Userview

## User Profile Menu Properties

### Edit User Profile Menu

Edit User Profile Menu

Edit User Profile Menu > Configure Fields

Custom ID

Label \*

User Profile


Show in popup dialog?

☐

Message after saved

URL to redirect after saved

Figure 2: User Profile Properties

Custom ID	<div>Item link slug. Optional field.</div> <div><div><div></div><div><b>Unique field</b></div></div><div>Value defined here must be unique to the rest of the Userview Menus as the first matching name will be called upon.</div></div>
Label	Menu label. Mandatory field.
Show in popup dialog?	If checked, user will be presented in a popup dialog.
Message after saved	Message to show to the user after submission.
URL to redirect after saved	URL to redirect after saved.

Configure Fields

In this page, you can set on what you want the user to access and manage.

Configure Fields

Edit User Profile Menu > Configure Fields

Username

Readonly

First Name

Show

Last Name

Show

Email

Show

Password

Show

Time Zone

Show

Locale

Show

Figure 3: User Profile Properties - Configure Fields

First Name	<ul style="list-style-type: none"><li>Show</li><li>Readonly</li><li>Hide</li></ul>
Last Name	<ul style="list-style-type: none"><li>Show</li><li>Readonly</li><li>Hide</li></ul>
Email	<ul style="list-style-type: none"><li>Show</li><li>Readonly</li><li>Hide</li></ul>
Password	<ul style="list-style-type: none"><li>Show</li><li>Hide</li></ul>
Time Zone	<ul style="list-style-type: none"><li>Show</li><li>Hide</li></ul>
Locale	<ul style="list-style-type: none"><li>Show</li><li>Hide</li></ul>

Performance

You can configure the **Performance** settings in this Userview Element which allows one to cache existing content for improved performance and loading speed. Read more at [Performance Improvement with Userview Caching](#).

