


## Add Extra Attributes and Signature to User Profile

In this sample app, we are exploring how to create a Joget App to store user-specific information. By creating a Joget App, we are able to further add more attributes meant to be part of the user profile.

For example, we can create a form with a hidden field set to current logged in user's ID so that the logged in user can self-service and update its details.

USER PROFILE



**Hugo Lim**  
hugo+admin@joget.org

+

My User Profile

Manage User Profiles 2

How to access and use signature

User Profile


Emergency Contact Name

Geeia

Emergency Contact Number

0123456789

Signature




Clear

Save

In this screenshot, we added 2 text fields and a signature field.

USER PROFILE



**Hugo Lim**  
hugo+admin@joget.org

+

My User Profile

Manage User Profiles 2


How to access and use signature

For example, to include admin's signature inside Email Tool, use the following tag.

```

```

This is how it looks like.



In order to show the user's signature, we can use the hash variable stated on the screen.

Download Demo App

- [APP\\_userProfile.jwa](#)

Download Related Plugin

- [Signature Hash Variable Plugin](#)