

Apps and the App Center

- [App Center](#)
- [Installing Apps from Joget Marketplace](#)

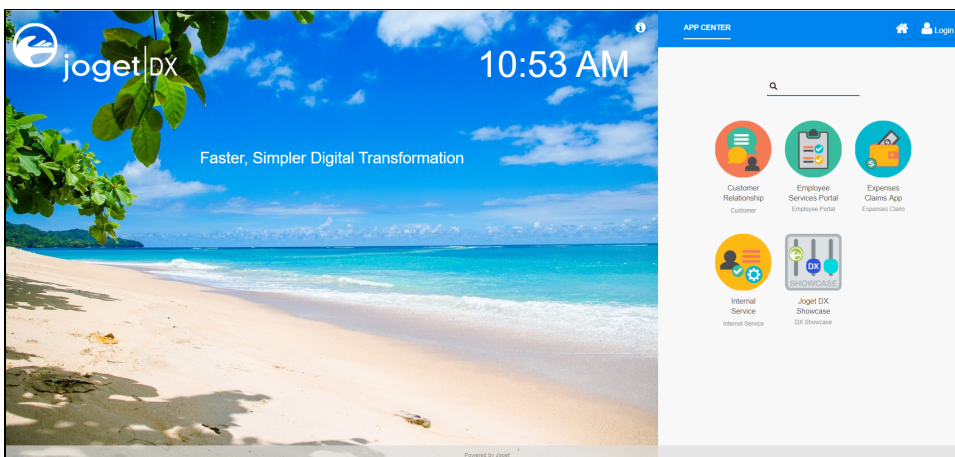
App Center

Joget apps can range from a simple database-driven app, to a complex approval process, or even a full-fledged solution (e.g. CRM) which incorporates workflow, data management and reporting.

Note

It is also possible to customize or create your own version of the App Center! Refer here for more information: [Customizing App Center](#)

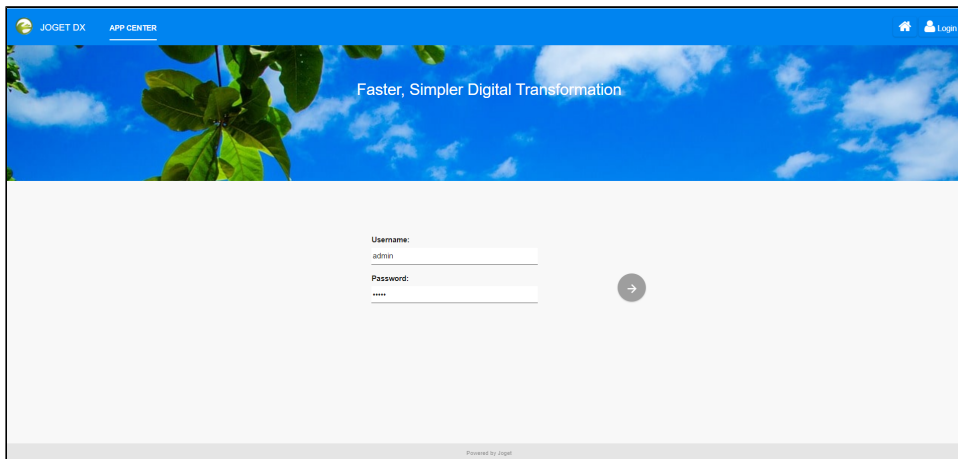
1. The **App Center** is the default landing page in Joget DX which displays a grid of published apps. To access the App Center, use a web browser to access the Joget server at <http://localhost:8080/jw/>. (Replace **localhost** and **8080** with the appropriate server host and port if necessary)



What is a Joget Workflow App?

A Joget App is a web application that is designed to run on the Joget platform.

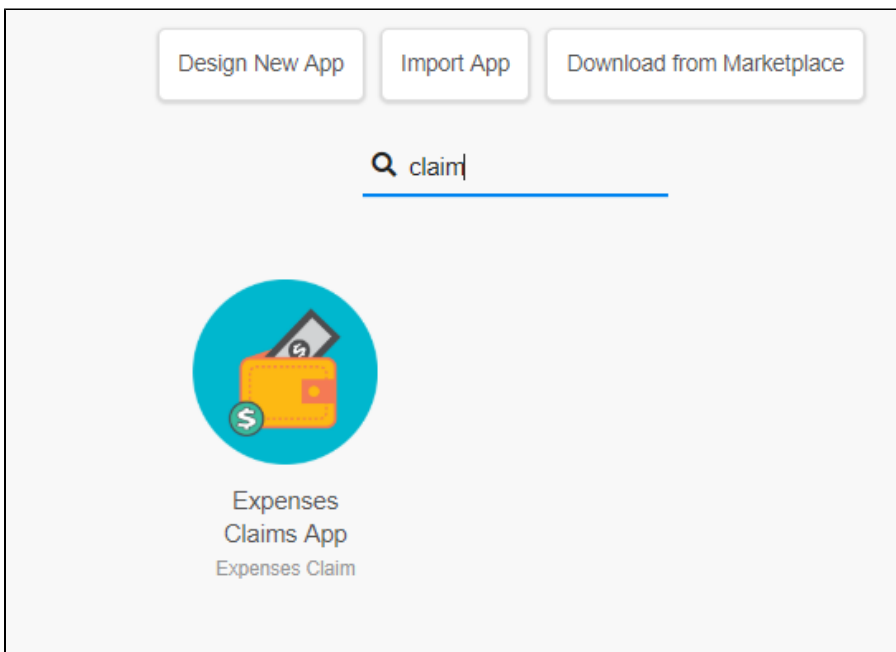
2. Click on the **Login** link on the **top right** to login as a user. Each user may have access to different apps depending on permissions.



Some sample logins are provided in a standard installation as follows:

Sample logins
<p>Administrator:</p> <p>Username: admin Password: admin</p> <p>Normal User (Employee): Username: cat Password: password</p> <p>Normal User (Manager): Username: clark Password: password</p>

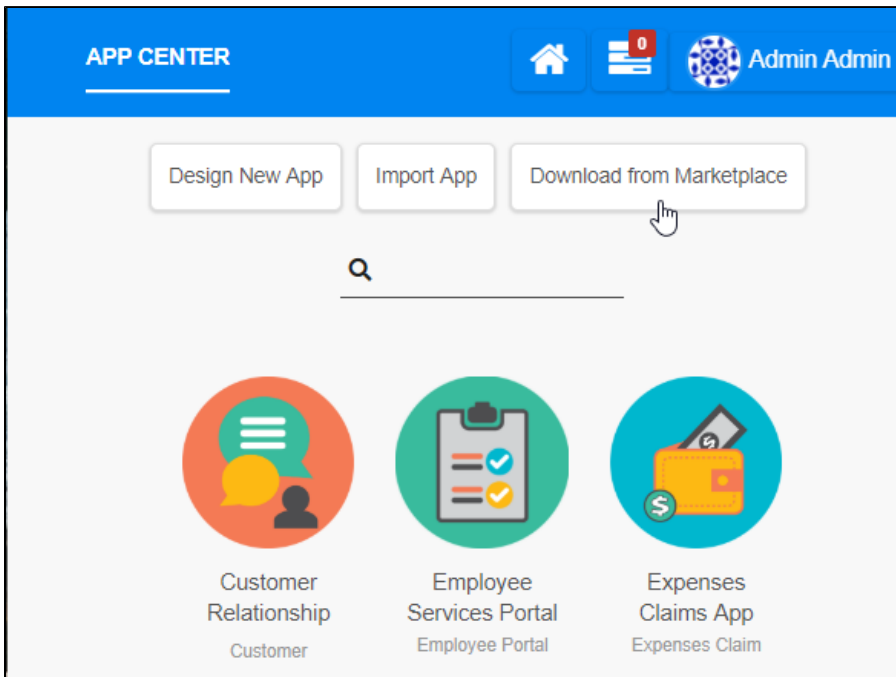
- Use the search box to quickly find an app. For example, type **claim** to look for the sample **HR Expenses Claim App**



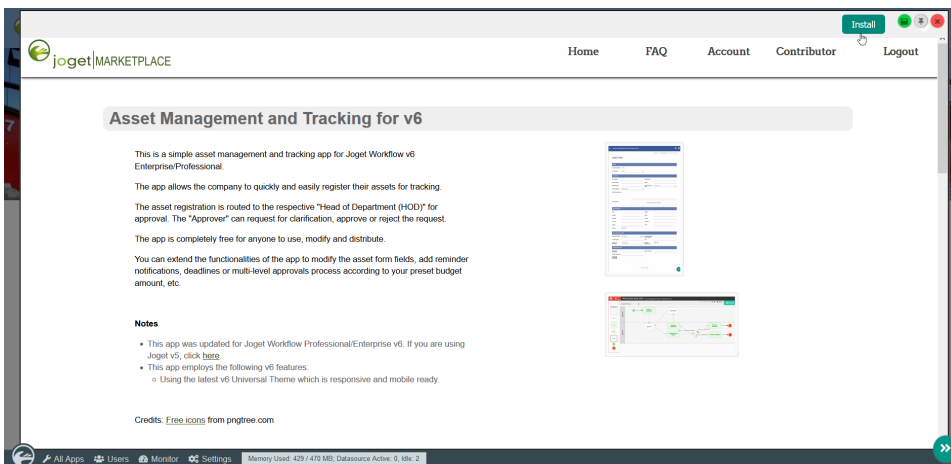
- Clicking on the app icon will launch that app in a separate browser window.

Installing Apps from Joget Marketplace

1. From the App Center itself, you can click on **Download from Marketplace** to access **Joget Marketplace**.



2. App that is found in the Joget Marketplace can be installed seamlessly into your copy of Joget.



IMPORTANT NOTE:

- You will need to [sign-up for a Joget Marketplace account](#) separately.
- Make sure you are **logged in to the Joget Marketplace** from the App Center or you will not be able to "Install".