

Date Picker

Definition

Date Picker extends the capability of a normal text field with a date picker library.

New Feature

New feature added in Joget Workflow v6.

- Field Type
- 24 Hours Format

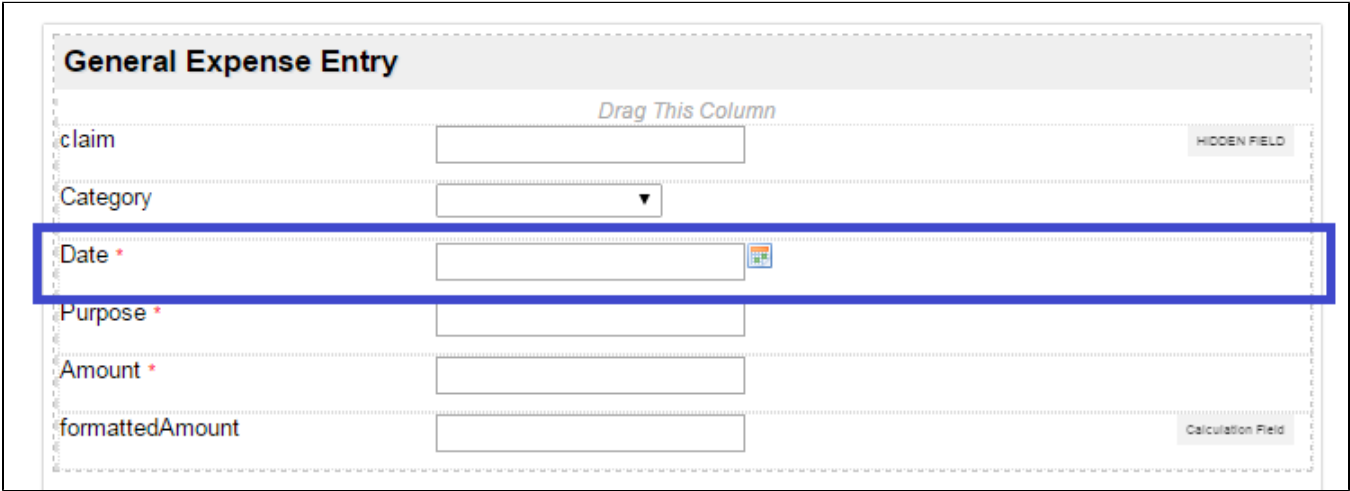


Figure 1: Screenshot highlighting Date Picker obtained from sample Expenses Claim App

Screenshots taken from http://localhost:8080/jw/web/console/app/hr_expense/1/form/builder/hr_expense_claim_entry

Edit Date Picker ⓘ

Edit Date Picker > Advanced Options > Validator (Default Validator)

ID *

date

Label *

Date

Allow Manual Input


☐

Field Type

Date only ▾

Figure 2: Date Picker Properties

Name	Description
ID	Element ID (By declaring as "date", a corresponding database table column "c_date" will be created)
Label	Element Label to be displayed to end user.
Allow Manual Input	Rather than using the calendar picker, user may key in the date directly if checked.

Field Type	<p>New date picker property to define the field type as:</p> <ul style="list-style-type: none">• Date Only• Date and Time• Time Only <div> New Feature Newly introduced in Joget Workflow v6</div>
------------	--

Advanced Options

Edit Date Picker > **Advanced Options** > Validator (Default Validator)



Data

Default Value

Data Format

Validation

Validator

Default Validator  

Start Date Field ID

End Date Field ID

Set Current Date As

UI

Display Format

Date Picker Year Range *

c-10:c+10

Readonly

☐


Display field as Label when readonly?



☐

Workflow

Workflow Variable

Figure 3: Date Picker Properties - Advanced Options

Name	Description
Default Value	<p>Default Value when there's no existing value found/selected.</p> <p>Hashvariable is accepted here. For example, you may key the following</p> <div>#date.dd-MM-yyyy#</div> <div> Date Format Date format defined here should follow Data Format.</div>

24 Hours Format	<p>If "Date And Time" and "Time" field types are selected, this property will appear where you can select 12 or 24 Hours format.</p> <p>Checked for 24 Hours format.</p> <p>Unchecked for 12 Hours format.</p> <div>  New Feature Newly introduced in Joget Workflow v6 </div>
Data Format	<p>The Data Format uses the Java date syntax. For example, the yyyy-MM-dd displays as 2019-10-23. Reference: https://github.com/phstc/jquery-dateFormat</p>
Validator	<p>Attach a Validator plugin to validate the input value.</p> <div>  When will validation takes place? Validation will takes place whenever form is submitted except when it is submitted as "Save as Draft". </div>
Start Date Field ID	<p>This option should be used in conjunction of "Set Current Date As".</p>
End Date Field ID	<p>This option should be used in conjunction of "Set Current Date As".</p>
Set Current Date As	<p>Choices of:-</p> <ul style="list-style-type: none"> • Minimum Date • Maximum Date
Display Format	<p>The Display Format uses the jQuery date syntax. For example, the yy-M-dd displays as 2019-10-23. Reference: https://github.com/phstc/jquery-dateFormat</p>
Date Picker Year Range	<p>Range of years to be shown</p> <p>In essence, the value left of the colon ":" must be a negative number and on the right must be a positive number. It indicates to Joget Workflow how many years earlier and how many years forward to display in the year select box based on the selected year.</p> <p>A value of "c-0:c+0" is also valid, this indicates to the user that he cannot change the year value (it will default to the current system year).</p> <div> Sample - Show 10 years before and after c-10:c+10 </div> <div> Sample - Show specific year range 2000:2020 </div>
Readonly	<p>Determines if the element is editable.</p>
Display field as Label when readonly?	<p>Displays the value of the element as plain text when element is set to "Readonly".</p>

Workflow Variable

If the form is part of a workflow process, upon saving of the form (by clicking on "Save as Draft" or "Complete" button). The value in this input field will be saved into the corresponding workflow variable named here.



Using a non-existent Workflow Variable name

You will get the following warning with the name printed out (e.g. status) in the server log if you attempt to map to a non-existent Workflow Variable.

```
context attribute status does not exist in process context - adding new attributes to  
the process context is not allowed
```