

PDF Audit Trail Plugin

- [Introduction](#)
- [Plugin Info](#)
- [Installations](#)
- [Screenshots](#)
- [Plugin Properties](#)
- [Changes Log](#)
- [Support](#)

Introduction

This is an Audit Trail plugin that intercepts assignment completion event. This plugin can be configured to store form with form data in .pdf extension of a completed assignment in the server or/and send out the attachment as email.

Plugin Info

Marketplace link: https://marketplace.joget.com/jw/web/userview/mp/mpp/_/vad?id=email-audit-pdf-plugin-v1

Plugin Type: Audit Trail Plugin

Joget Version: Version 5.0 onward

Joget Edition: Community and Enterprise


Installations

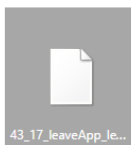
1. Upload the downloaded jar file through [Manage Plugins](#).
2. Go to your desired **App** -> **Properties & Export** -> **Set Plugin Default Properties** and choose **PDF Audit Trail**.
3. Configure the properties fields.

Screenshots

1. Sample email sent out.

PDF Audit Trail - Task Completion: Leave Approved [43_17_leaveApp_leaveProcess_leaveApproved]

 1 attachment (12.8 KB)



[Download as zip](#) [Save to OneDrive](#)

PDF Audit Trail - Task Completion: Leave Approved

Activity Information:-

Process name: Leave Process

Process ID: 17_leaveApp_leaveProcess

Activity name: Leave Approved

Activity ID: 43_17_leaveApp_leaveProcess_leaveApproved

Completion Timestamp: Tue Dec 01 22:47:21 CST 2015

Completion by: admin

2. Sample pdf file generated.

1 / 1

100%

Activity Information:-
Process name: Leave Process
Process ID: 17_leaveApp_leaveProcess
Activity name: Leave Approved
Activity ID: 43_17_leaveApp_leaveProcess_leaveApproved
Completion Timestamp: Tue Dec 01 22:47:21 CST 2015
Completion by: admin

Leave Approved

Leave Approval Details

Leave Application Details

Name	Cat Grant
Start Date	11/26/2015
End Date	11/26/2015
Reason	Short holiday

Approval	Approved
Rejected Reason	Go ahead. Enjoy your holiday

With the option **Store File Locally** checked, PDF file created will be stored in **wflow/app_formuploads/pdf-audit/[Process Instance ID]** folder.

> wflow > app_formuploads > pdf-audit

Name

- 15_leaveApp_leaveProcess
- 14_leaveApp_leaveProcess
- 15_hr_expense_process1
- 16_hr_expense_process1
- 17_hr_expense_process1
- 18_hr_expense_process1
- 19_hr_expense_process1
- 21_hr_expense_process1
- 22_hr_expense_process1
- 23_hr_expense_process1
- 24_hr_expense_process1

This is the listing of files for a specific process instance.

> wflow > app_formuploads > pdf-audit > 17_leaveApp_leaveProcess

Name


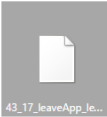
- | | |
|---|---|
| 40_17_leaveApp_leaveProcess_submitLeave.pdf | 1 |
| 41_17_leaveApp_leaveProcess_approveLeave.pdf | 1 |
| 43_17_leaveApp_leaveProcess_leaveApproved.pdf | 1 |

Plugin Properties

Configure PDF Audit Trail

Label	Description
SMTP Host	Email Server SMTP Host. Example: smtp.gmail.com
SMTP Port	Email Server SMTP Port. Typically, port 465 for SSL security option and 587 for TLS
Security	<ul style="list-style-type: none">• None• TLS• SSL
SMTP Username	Email Server Account Username. On Google email account, use your full email address.
SMTP Password	Email Server Account Password. Password submitted will be encrypted for security reason.
Store File Locally	When checked, PDF file of the form submitted will be saved to the server. Convenient toggle to enable/disable local file storing. File will be stored at app_formuploads/pdf-audit\[PID]\[AID].pdf
Send Email	When checked, PDF file of the form submitted will be sent out. Convenient toggle to enable/disable Email sending.

Email

Label	Description
From	Sender email address.
To (Specific email address)	Recipient fully qualified address.
CC	Fully qualified address is expected. Multiple values can be accepted by separating them with semicolons. CC lets you send a copy of a message to someone who's interested, but is not the primary recipient.
Send Separate Email to Performer	When checked, a copy of email will be sent out to the actual performer himself/herself. If you wish to give the performer of the activity a copy of the PDF, you may check this.
Subject	Email subject
Email Message	Email Message
Include Activity Information in Email message	<p>When checked, additional information will be prepended to the email message.</p> <p>PDF Audit Trail - Task Completion: Leave Approved [43_17_leaveApp_leaveProcess_leaveApproved]</p> <p> 1 attachment (12.8 KB)</p> <div> 43_17_leaveApp_le... Download as zip Save to OneDrive</div> <div><div>PDF Audit Trail - Task Completion: Leave Approved</div><div>Activity Information:-</div><div>Process name: Leave Process</div><div>Process ID: 17_leaveApp_leaveProcess</div><div>Activity name: Leave Approved</div><div>Activity ID: 43_17_leaveApp_leaveProcess_leaveApproved</div><div>Completion Timestamp: Tue Dec 01 22:47:21 CST 2015</div><div>Completion by: admin</div></div>
HTML Content?	Check if "Message" is intended to be a HTML content.

Customize PDF

Name	Description
Formatting (CSS)	<p>CSS to be included when generating pdf file. The Advanced > Formatting (CSS) field gives you formatting options (font size and color) for the output.</p> <p>Available CSS Classes:</p> <div></div>

```

*
- Wildcard. Everything in the form.

.form-section
- Container of a section

.form-section-title
- Container of section title

.form-column
- Container of column

.form-cell
- Container of field

.label
- Label of field

//Sub Form
.subform-container
- Container of a Subform

.subform-title
- Container of Subform title

.subform-section
- Container of section in Subform

.subform-section-title
- Container of section title in Subform

.subform-column
- Container of column in Subform

.subform-cell
- Container of field in Subform

.header
- Container of configured header

.footer
- Container of configured footer

```

[blocked URL](#)

Figure 5: This figure illustrates the CSS classes used in the form layout.

Example

```

//Change all word to blue color
*, .form-cell{
  color:blue;
}

//Change all word to smaller size
*, .form-cell{
  font-size:10px;
}

//Change all label format to underline
.label{
  text-decoration:underline;
}

//Transform all header format to uppercase
.form-section-title{

```

```
text-transform:uppercase;
}
```

Font & Unicode

There are a few fonts (added by default) that you can use in CSS formatting. They are:

`serif, sans-serif, monospace, Courier, TimesRoman,`

For Unicode content, you can use the following fonts for Asian languages (i.e., Chinese, Traditional Chinese, Japanese, Korean):

`STSong-Light, MSung-Light, HeiseiMin-W3, HYGoThic-Medium`

Note: "STSong-Light" gives the best result for Chinese; "MSung-Light" for Traditional Chinese; "HeiseiMin-W3" for Japanese; and "HYGoThic-Medium" for Korean.

```
*{font-family:HYGoThic-Medium;}
```

Header (HTML)	Header in HTML to be included when generating pdf file.												
Repeat header on every page?	If checked, the Header (HTML) will be included in every subsequent pages in the generated pdf file.												
Footer (HTML)	Footer in HTML to be included when generating pdf file.												
Repeat footer on every page?	If checked, the Footer (HTML) will be included in every subsequent pages in the generated pdf file.												
Include Activity Information in PDF	<div>When checked, activity information will be prepended to the top of the pdf file.</div> <div><div>1 / 1</div><div></div></div> <div><div>Activity Information:- Process name: Leave Process Process ID: 17_LeaveApp_LeaveProcess Activity name: Leave Approved Activity ID: 43_17_LeaveApp_LeaveProcess_LeaveApproved Completion Timestamp: Tue Dec 01 22:47:21 CST 2015 Completion by: admin</div><div>Leave Approved</div><div><div>Leave Approval Details</div><div><div>Leave Application Details</div><table><tr><td>Name</td><td>Cat Grant</td></tr><tr><td>Start Date</td><td>11/26/2015</td></tr><tr><td>End Date</td><td>11/26/2015</td></tr><tr><td>Reason</td><td>Short holiday</td></tr></table><table><tr><td>Approval</td><td>Approved</td></tr><tr><td>Rejected Reason</td><td>Go ahead. Enjoy your holiday</td></tr></table></div></div></div>	Name	Cat Grant	Start Date	11/26/2015	End Date	11/26/2015	Reason	Short holiday	Approval	Approved	Rejected Reason	Go ahead. Enjoy your holiday
Name	Cat Grant												
Start Date	11/26/2015												
End Date	11/26/2015												
Reason	Short holiday												
Approval	Approved												
Rejected Reason	Go ahead. Enjoy your holiday												

Activity Exclusion

Label	Description
Activity Exclusion	Define activities not to be included in this plugin.

Changes Log

Version	Items
5.0.0	<ul style="list-style-type: none">Initial release

Support

Report bugs [Joget Questions](#) website.